

SPECIFICATIONS:

DESCRIPTION

Wall-mounted ADA-compliant sconces featuring handcrafted glass.

MOUNTING

Installs directly to a 4" octagonal outlet box. 75°C supply wire required for incandescent lampping. Note: 1189 centerline is positioned 0.75" below box centerline.

LAMPING

Standard lampping is 60W max A19. Energy-efficient compact fluorescent options include standard non-dimmable with electronic ballasts or self-ballasted GU-24 types. (Lamps not included)

Consult factory for other configurations

CONSTRUCTION

Stamped aluminum fitter is powder coated white. Glass is secured to fitter by set screws.

DIFFUSER

Glass diffuser is half-cylinder, open at both ends. Also available with optional glass endcaps, secured to diffuser.

LABELS

UL listed. Suitable for Damp Locations (interior use only).



119007



118983

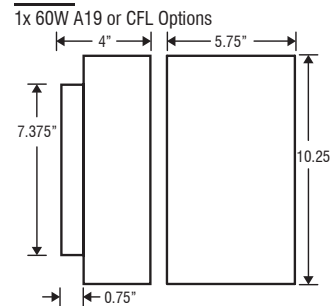
1 1 8 9 ■ ■ - ■ ■

Fixture Style	Height	Glass Decor	(Lamping Option)
1189	10.25" H	07 Opal	(blank) Incandescent
		38 Latte	D1 1x 13W Quad 120V
		52 Marble	E1 1x 18W Quad 120V
		60 Aurora	F1 1x 18W TBX 120V
		78 White Crackle	M1 1x 13W Quad 277V
		83 Mocha	N1 1x 18W Quad 277V
			O1 1x 18W TBX 277V
			V1 1x 13W GU-24 120V


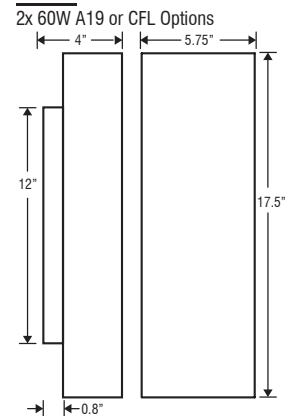
1 1 9 0 ■ ■ - ■ ■

Fixture Style	Height	Glass Decor	(Lamping Option)
1190	17.5" H	07 Opal	(blank) Incandescent
		38 Latte	D1 1x 13W Quad 120V
		52 Marble	E1 1x 18W Quad 120V
		60 Aurora	F1 1x 18W TBX 120V
		78 White Crackle	H1 1x 26W Quad 120V
		83 Mocha	I1 1x 26W TBX 120V
			M1 1x 13W Quad 277V
			N1 1x 18W Quad 277V
			O1 1x 18W TBX 277V
			Q1 1x 26W Quad 277V
			R1 1x 26W TBX 277V
			V2 2x 13W GU-24 120V

1189:



1190:




07 Opal

38 Latte

52 Marble

60 Aurora



78 White Crackle

83 Mocha

Glass dimensions provided are nominal. Allowance must be made for dimensional tolerance in handcrafted glasses.

REVISED 11/08

Project Information: