



# PIVOT

12V MINI PENDANTS

location:  
**DRY**

## SPECIFICATIONS:

### DESCRIPTION

Low voltage mini pendant with handcrafted glass.

### LAMPING

**LED:** 3W replaceable 12V LED MR11, dimmable, 90+ CRI, 3000°K CCT, 300 lumens, 25,000 hours. Lamp included.

### DIFFUSER

Shade shall be made of handcrafted glass in various decors. 3.25" Dia. x 1.5" H

### CORD

Standard cord is 10' field-adjustable coaxial type with teflon jacket and decorative sleeve at the socketholder. Jacket tint coordinates with metal finish.

### STANDARD PENDANT (1XT, X)

Mini pendant comes complete with flat-style canopy. See next page for multi light options with "X" prefix.

### METAL FINISH

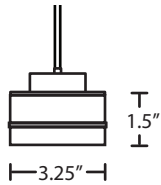
Glass retainer hardware and canopies are finished in Satin Nickel.

### LABELS

UL or ETL Listed. Suitable for Damp Locations (interior use only).



PIVOT SHOWN IN OPAL GLOSSY/SMOKE (PIVOTSM)



PIVOTAM  
OPAL GLOSSY/AMBER

PIVOTCL  
OPAL GLOSSY/CLEAR



### Project Information:

**For ordering information, see next page**

All dimensions provided are nominal.  
Allowance must be made for dimensional tolerance in handcrafted glasses.

**REV 10/17**



ORDERING:

CONNECTION	SHADE OPTIONS	LAMP OPTIONS	METAL FINISH
Pendant Fixtures	<b>PIVOTAM</b> Opal Glossy/Amber	<b>LED 3W LED</b>	<b>SN</b> Satin Nickel
<b>1XT</b> Flat Canopy	<b>PIVOTCL</b> Opal Glossy/Clear		
	<b>PIVOTSM</b> Opal Glossy/Smoke		

Multi light  
**X** For Multi light  
 Canopy

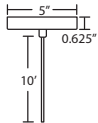


Multi light available  
 See options on right

**Ex. 1XT-PIVOTAM-LED-SN**  
 Pivot LED Pendant, Opal Glossy/Amber Glass,  
 Satin Nickel Finish


FIXED PENDANT OPTIONS:

1XT 1 LIGHT PENDANT, FLAT CANOPY



- Suitable for use on sloped ceilings
- 1x electronic 60W dimmable 120V transformer, fits partially in junction box
- Installs to standard 4" octagonal junction box
- Bronze or Satin Nickel metal finishes

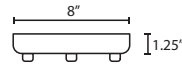
X 1 LIGHT PENDANT FOR MULTI-PORT CANOPIES



- Suitable for use on sloped ceilings
- 1x electronic 60W dimmable 120V transformer, fits partially in junction box
- Installs to standard 4" octagonal junction box
- Bronze or Satin Nickel metal finishes

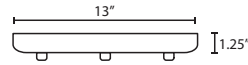
MULTI-PORT CANOPY OPTIONS:

T23X 3 LIGHT ROUND CANOPY



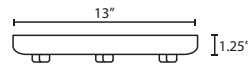
- Suitable for sloped ceilings
- Bronze or Satin Nickel
- 10" Dia. shades MAX, with staggered heights

T23XL 3 LIGHT LARGE ROUND CANOPY



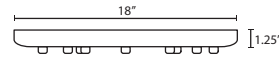
- Suitable for sloped ceilings
- Bronze or Satin Nickel
- 16" Dia. shades MAX, with staggered heights

T26X 6 LIGHT ROUND CANOPY



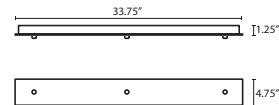
- Suitable for sloped ceilings
- Bronze or Satin Nickel
- 10" Dia. shades MAX, with staggered heights

T29X 9 LIGHT ROUND CANOPY



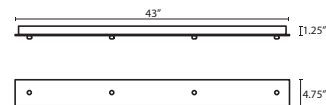
- Suitable for sloped ceilings
- Bronze or Satin Nickel
- 10" Dia. shades MAX, with staggered heights

T23V 3 LIGHT BAR CANOPY



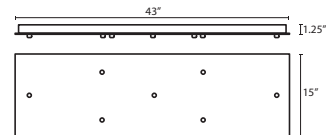
- Suitable for sloped ceilings
- Bronze or Satin Nickel
- 20" Dia. shades MAX, with staggered heights

T24V 4 LIGHT BAR CANOPY



- Suitable for sloped ceilings
- Bronze or Satin Nickel
- 20" Dia. shades MAX, with staggered heights

T27V 7 LIGHT BAR CANOPY



- Suitable for sloped ceilings
- Bronze or Satin Nickel
- 14" Dia. shades MAX, with staggered heights

HOW TO ORDER A MULTILIGHT FIXTURE

Order your canopy with the selected 12V multi light pendants (indicated by "X" prefix) for the complete fixture:

**Example:** 1x T23XL-SN (3 Light Large Round Canopy)

1x X-PIVOTAM-SN (Pivot Pendant in Opal Glossy/Amber)

1x X-PIVOTSM-SN (Pivot Pendant in Opal Glossy/Smoke)

1x X-PIVOTAM-SN (Pivot Pendant in Opal Glossy/Amber)