



SUPRA

120V PENDANTS

location:
DAMP

SPECIFICATIONS:

DESCRIPTION

Our Supra pendant is designed with a toroidal shade and technologically applied inner crystal-coated transparent bottom glass, effectively concealing a focused downlight that brings the crystal coating to sparkling life.

LAMPING

Standard: 60W A19 Medium-based 120V, lamp not included. Dimmable with standard incandescent dimmer (not included).

LED: 9W Replaceable LED Lamp 120V, CL dimmable, 90+ CRI, 3000°K CCT, 800 lumens, 30,000 hours, lamp included. (Standard CCT is 3000K, 3500K and 4000K are also available)

DIFFUSER

Shade shall be of glass with bottom glitter and top in various painted decors. 10.5" Dia. x 7" H

SUSPENSION

Cord-hung: 10' SVT-type cord, complete with 5" decorative sleeve at the socketholder. Jacket coordinates with metal finish. Plated stamped steel construction. Black, Bronze or Satin Nickel. See next page for multi light options.

MOUNTING

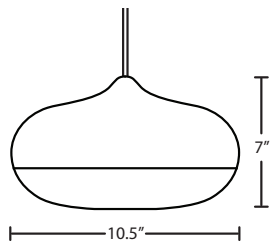
Installs directly to a 4" octagonal ceiling box. Suitable for sloped ceilings.

LABELS

UL or ETL Listed. Suitable for Damp Locations (interior use only). Consult factory concerning lower wattage labeling for energy requirements.



SILVER/GLITTER (SUPRASL)



SUPRABK
BLACK/GLITTER

SUPRAWH
WHITE/GLITTER



Project Information:

For ordering information, see next page

All dimensions provided are nominal.
Allowance must be made for dimensional tolerance in handcrafted glasses.

REV 9/22



ORDERING:

CONNECTION	SHADE OPTIONS	LAMP OPTIONS	METAL FINISH	OPTIONS
Cord Fixture	SUPRABK Black/Glitter	(blank) 60W A19 Incan	BK Black	L 15' cord
1JC 1 Lt. Dome	SUPRASL Silver/Glitter	LED 3000K LED	BR Bronze	LW Low
1JT 1 Lt. Flat	SUPRAWH White/Glitter	LED35 3500K LED	SN Satin Nickel	wattage labeling
		LED40 4000K LED		

Multi light
J For Multi light
Canopy

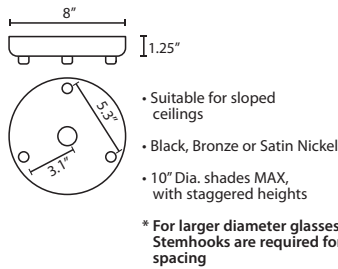


Multilight Canopies Available,
see right

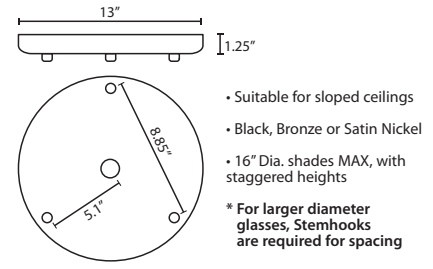
Ex. 1JT-SUPRABK-SN
Supra Pendant w/ Black/Glitter Glass,
Satin Nickel Finish

MULTIPOINT CANOPY OPTIONS FOR CORD PENDANTS

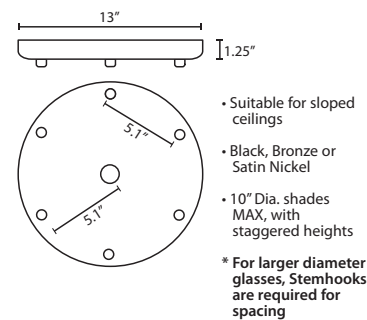
T33X 3 LIGHT ROUND CANOPY



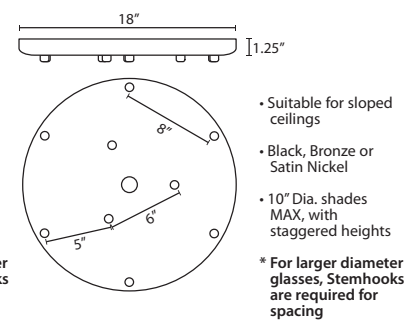
T33XL 3 LIGHT LARGE ROUND CANOPY



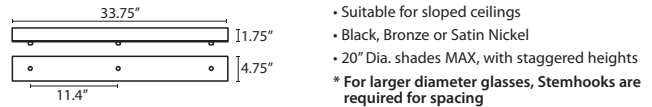
T36X 6 LIGHT ROUND CANOPY



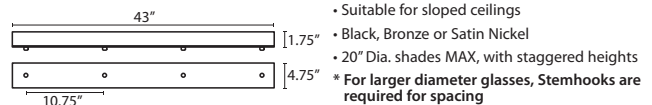
T39X 9 LIGHT ROUND CANOPY



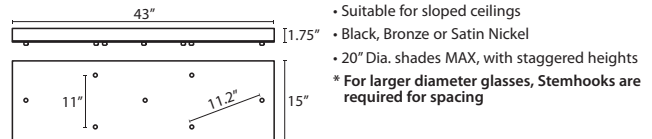
T33V 3 LIGHT BAR CANOPY



T34V 4 LIGHT BAR CANOPY

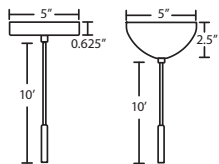


T37V 7 LIGHT BAR CANOPY



PENDANT OPTIONS:

1JT / 1JC / J CORD-HUNG PENDANT



- Flat (1JT) or Dome (1JC) Canopy styles. Dome style allows adjustment without cutting cord.
- "J" option is pendant less canopy for multipoint canopy (options to the right)
- Suitable for sloped ceilings
- Cord: 10' SVT, 5" sleeve at socketholder
- Also available in 15'
- Black, Bronze or Satin Nickel
- Cord Sleeves are available in 18" lengths

ACCESSORIES:

LONGER CORD LENGTHS:

Longer cord length of 15' available. Add an "L" to the end of the item number, i.e. 1JC-169707-SN-L.

LOW WATTAGE LABELING:

Incandescent fixture supplied with 16 watt relamp label.

Add an "LW" to the end of the item number, i.e. 1JC-169707-SN-LW.

CORD SLEEVES:

If concealing the cord is desired on a Cord-hung Pendant, order our 0.25" dia. metal sleeves. Each sleeve is 18" long and may be field cut.

T118-BK Black
T118-BR Bronze
T118-SN Satin Nickel

STEMHOOKS:

Suspension hooks allow cord drops to be placed wherever desired. Suitable for sloped ceilings or for greater multilight spacing

T103BK Black
T103BR Bronze
T103SN Satin Nickel

HOW TO ORDER A MULTILIGHT FIXTURE

Order your canopy with the selected 120V multi light pendants (indicated by "B" or "J" prefix) for the complete fixture:

Example: 1x T33X-SN (3 Light Round Canopy)

1x J-SUPRABK-SN (Supra Pendant in Black/Glitter)

1x J-SUPRABK-SN (Supra Pendant in Black/Glitter)

1x J-SUPRABK-SN (Supra Pendant in Black/Glitter)