



ABU 12

120V PENDANTS

location:
DAMP

SPECIFICATIONS:

DESCRIPTION

Our Abu 12 Pendant is designed with a conical shade and technologically inner crystal coated transparent bottom glass, effectively concealing a focused downlight light source while highlighting the crystal coating. Produced in a modern yet soft industrial theme, this pendant offers a look that will easily merge into the recent urban decorating trends.

LAMPING

Standard: 60W A19 Medium-based 120V, lamp not included. Dimmable with standard incandescent dimmer (not included).

LED: 9W Replaceable LED Lamp 120V, CL dimmable, 90+ CRI, 3000°K CCT, 800 lumens, 30,000 hours, lamp included. (Standard CCT is 3000K, 3500K and 4000K are also available)

DIFFUSER

Shade shall be of glass with bottom glitter and top in various painted decors. 7.5" Dia. x 11.875" H

SUSPENSION

Cord-hung: 10' SVT-type cord, complete with 5" decorative sleeve at the socketholder. Jacket coordinates with metal finish. Plated stamped steel construction. Black, Bronze or Satin Nickel. See next page for multi light options.

**For mounting to track, choose our "multi-light" connection option and select pendant track adapter seperately.*

MOUNTING

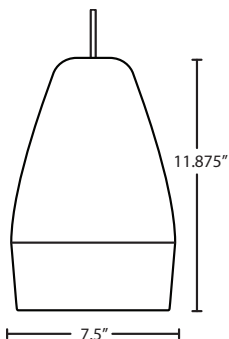
Installs directly to a 4" octagonal or round ceiling box. Suitable for sloped ceilings.

LABELS

UL or ETL Listed. Suitable for Damp Locations (interior use only). Consult factory concerning lower wattage labeling for energy requirements.



WHITE/GLITTER (ABU12WH) & BLACK/GLITTER (ABU12BK)



Project Information:

For ordering information, see next page

All dimensions provided are nominal.
Allowance must be made for dimensional tolerance in handcrafted glasses.

Pendant Track Adapter

- Adapter connects Cord-hung Besa pendants to 120V track systems
- Black or White finish
- **Ordering:**

B5450-H-BK/WH - Black or White
B5450-J-BK/WH - Black or White
B5450-L-BK/WH - Black or White



BLACK

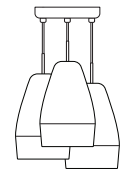
WHITE

REV 9/25



ORDERING:

CONNECTION	GLASS OPTIONS	LAMP OPTIONS	METAL FINISH
Cord Fixtures	ABU12BK Black/Glitter	(blank) 60W A19	BK Black
1JC 1 Lt. Dome	ABU12WH White/Glitter	LED 3000K LED	BR Bronze
1JT 1 Lt. Flat		LED35 3500K LED	SN Satin Nickel
J For Multi light Canopy		LED40 4000K LED	

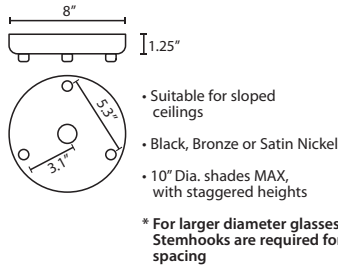


Multilight Canopies Available, see right

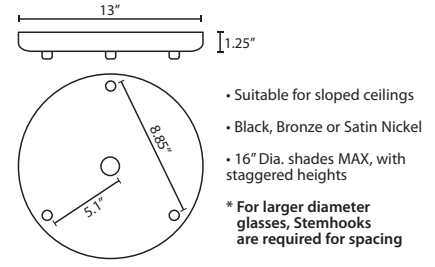
Ex. 1JT-ABU12WH-LED-SN
Abu Pendant, White/Glitter Shade, Satin Nickel Finish

MULTIPOINT CANOPY OPTIONS FOR CORD PENDANTS

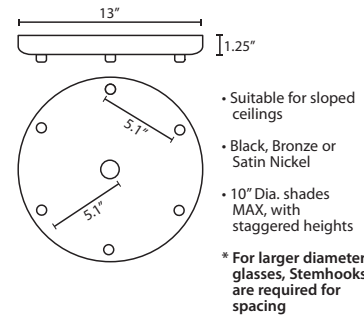
T33X 3 LIGHT ROUND CANOPY



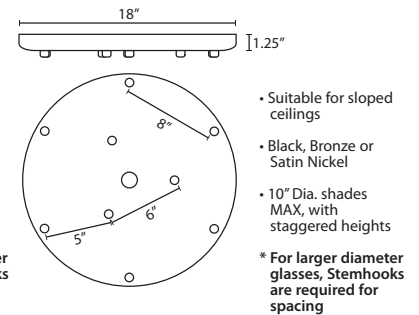
T33XL 3 LIGHT LARGE ROUND CANOPY



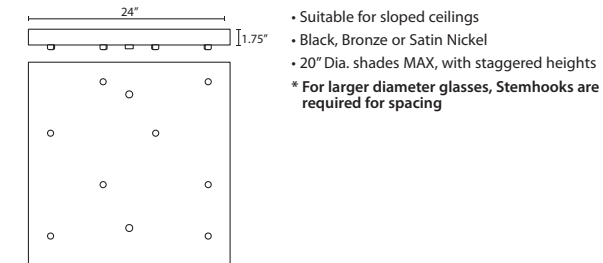
T36X 6 LIGHT ROUND CANOPY



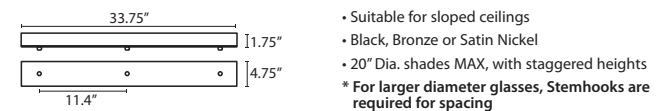
T39X 9 LIGHT ROUND CANOPY



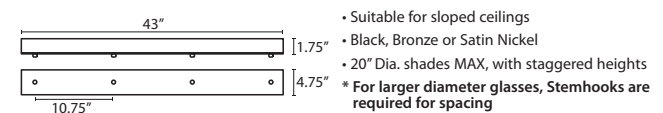
T38S 8 LIGHT SQUARE CANOPY



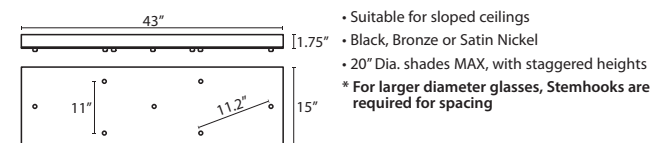
T33V 3 LIGHT BAR CANOPY



T34V 4 LIGHT BAR CANOPY



T37V 7 LIGHT BAR CANOPY



HOW TO ORDER A MULTILIGHT FIXTURE

Order your canopy with the selected 120V multi light pendants (indicated by "B" or "J" prefix) for the complete fixture:

Example: 1x T33XL-SN (3 Light Large Round Canopy)

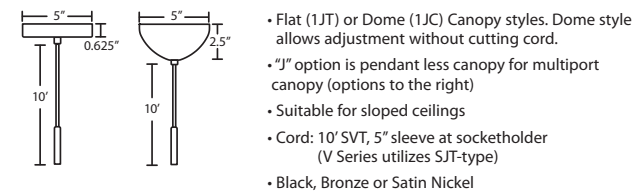
1x J-ABU12BK-SN (Abu 12 Pendant in Black/Glitter)

1x J-ABU12BK-SN (Abu 12 Pendant in Black/Glitter)

1x J-ABU12BK-SN (Abu 12 Pendant in Black/Glitter)

PENDANT OPTIONS:

1JT / 1JC / J MONOPOINT PENDANT CANOPY



ACCESSORIES:

LONGER CORD LENGTHS:

Longer cord length of 15' available. Add an "L" to the end of the item number, i.e. 1JC-169707-SNL.

LOW WATTAGE LABELING:

Incandescent fixture supplied with 16 watt relamp label. Add an "LW" to the end of the item number, i.e. 1JC-169707-SN-LW.

CORD SLEEVES:

If concealing the cord is desired, order our 0.25" dia. metal sleeves. Each sleeve is 18" long and may be field cut.

T118-BK Black
T118-BR Bronze
T118-SN Satin Nickel

STEMHOOKS:

Suspension hooks allow cord drops to be placed wherever desired. Suitable for sloped ceilings.

T103BK Black
T103BR Bronze
T103SN Satin Nickel