



SULU

120V PENDANTS

location:
DAMP

SPECIFICATIONS:

DESCRIPTION

Cord-hung pendant with radiused cone-shaped European glass diffuser.

LAMPING

Standard: 60W Medium-based 120V, lamp not included. Dimmable with standard incandescent dimmer (not included).

LED Filament: 4W Replaceable LED Filament T-shape lamp, 120V, CL dimmable, 90+ CRI, 3000°K CCT, 350 lumens, 15,000 hours, lamp included.

DIFFUSER

Shade shall be of glass with bubble pattern in various decors and a clear bottom point. 4.75" Dia. x 10.5" H

SUSPENSION

Cord-hung: 10' SVT-type cord, complete with 5" decorative sleeve at the socketholder. Jacket coordinates with metal finish. Plated stamped steel construction. Black, Bronze or Satin Nickel. See next page for mulit light options.

MOUNTING

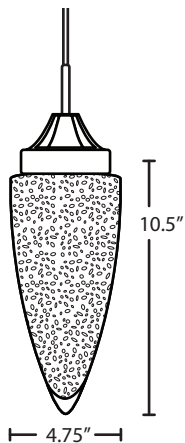
Installs directly to a 4" octagonal ceiling box. Suitable for sloped ceilings.

LABELS

UL or ETL Listed. Suitable for Damp Locations (interior use only). Consult factory concerning lower wattage labeling for energy requirements.



CLEAR BUBBLE (SULUCL) & SMOKE BUBBLE (SULUSM)



Project Information:

For ordering information, see next page

All dimensions provided are nominal.
Allowance must be made for dimensional tolerance in handcrafted glasses.

REV 5/22



ORDERING:

CONNECTION	GLASS OPTIONS	LAMP OPTIONS	METAL FINISH	OPTIONS
1JC 1 Lt. Dome	SULUAM Amber Bubble	(blank) 60W T10	BK Black	L 15' cord
1JT 1 Lt. Flat	SULUBL Blue Bubble	EDIL 4W LED	BR Bronze	LW Low
	SULUCL Clear Bubble	Filament	SN Satin Nickel	wattage labeling
	SULUSM Smoke Bubble			

Multi light Cord Fixture
J For Multi light Canopy

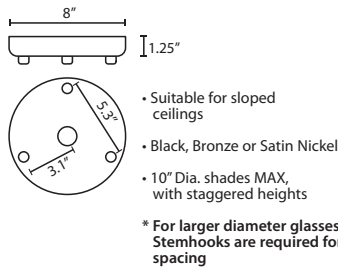


Multilight Canopies Available, see page 11

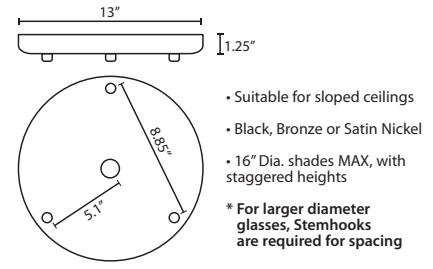
Ex. 1JT-SULUSM-SN
Sulu Pendant, Trans. Smoke Bubble Shade, Satin Nickel Finish, Flat Canopy

MULTIPOINT CANOPY OPTIONS FOR CORD PENDANTS

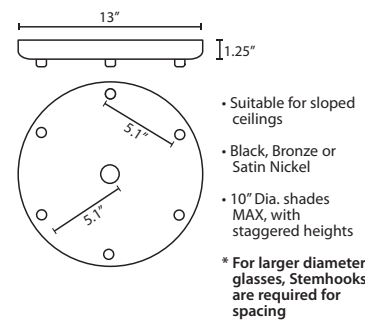
T33X 3 LIGHT ROUND CANOPY



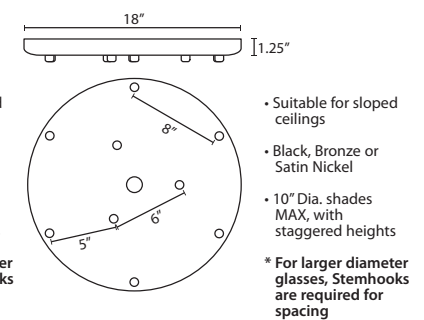
T33XL 3 LIGHT LARGE ROUND CANOPY



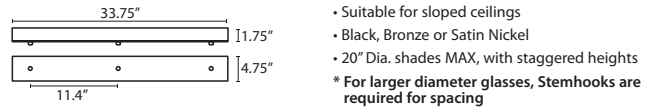
T36X 6 LIGHT ROUND CANOPY



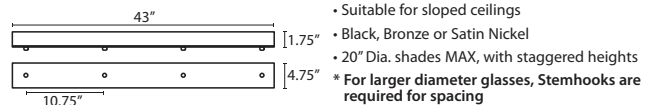
T39X 9 LIGHT ROUND CANOPY



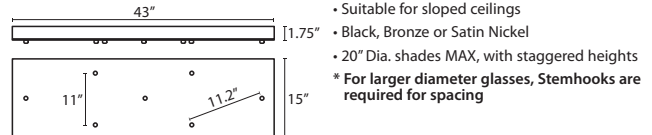
T33V 3 LIGHT BAR CANOPY



T34V 4 LIGHT BAR CANOPY

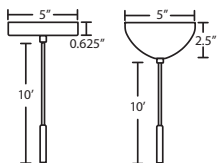


T37V 7 LIGHT BAR CANOPY



PENDANT OPTIONS:

1JT / 1JC / J CORD-HUNG PENDANT



- Flat (1JT) or Dome (1JC) Canopy styles. Dome style allows adjustment without cutting cord.
- "J" option is pendant less canopy for multipoint canopy (options to the right)
- Suitable for sloped ceilings
- Cord: 10' SVT, 5" sleeve at socketholder
- Also available in 15'
- Black, Bronze or Satin Nickel
- Cord Sleeves are available in 18" lengths

ACCESSORIES:

LONGER CORD LENGTHS:

Longer cord length of 15' available. Add an "L" to the end of the item number, i.e. 1JC-169707-SN-L.

LOW WATTAGE LABELING:

Incandescent fixture supplied with 16 watt relamp label. Add an "LW" to the end of the item number, i.e. 1JC-169707-SN-LW.

CORD SLEEVES:

If concealing the cord is desired on a Cord-hung Pendant, order our 0.25" dia. metal sleeves. Each sleeve is 18" long and may be field cut.

T118-BK Black
T118-BR Bronze
T118-SN Satin Nickel

STEMHOOKS:

Suspension hooks allow cord drops to be placed wherever desired. Suitable for sloped ceilings or for greater multilight spacing

T103BK Black
T103BR Bronze
T103SN Satin Nickel

HOW TO ORDER A MULTILIGHT FIXTURE

Order your canopy with the selected 120V multi light pendants (indicated by "B" or "J" prefix) for the complete fixture:

Example: 1x T33X-SN (3 Light Round Canopy)

1x J-SULUAM-SN (Sulu Pendant in Amber Bubble)

1x J-SULUBL-SN (Sulu Pendant in Blue Bubble)

1x J-SULUCL-SN (Sulu Pendant in Clear Bubble)