



ESA

120V PENDANTS

location:
DAMP

SPECIFICATIONS:

DESCRIPTION

Cord-hung pendant with dimple patterned cylindrical European glass and inner opal cylinder.

LAMPING

Standard: 60W Medium-based 120V, lamp not included. Dimmable with standard incandescent dimmer (not included).

LED: 5W Replaceable source, 120V, CL dimmable, 90+ CRI, 3000°K CCT, 550 lumens, 25,000 hours. Lamp included. (Additional Color Temperatures available, including 3500°K and 4000°K)

SHADE

Outer Shade shall be of glass in various decors with inner opal cylinder.
4.7" Dia. x 6.85" H

SUSPENSION

Cord-hung: 10' SVT-type cord, complete with 5" decorative sleeve at the socketholder. Jacket coordinates with metal finish. Plated stamped steel construction. Black, Bronze or Satin Nickel.

MOUNTING

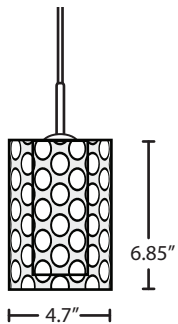
Installs directly to a 4" octagonal ceiling box. Suitable for sloped ceilings.

LABELS

UL or ETL Listed. Suitable for Damp Locations (interior use only).
Consult factory concerning lower wattage labeling for energy requirements.



AMBER (ESAAM IN BLACK FINISH) & CLEAR (ESACL)



ESASM
SMOKE



Project Information:

For ordering information, see next page

All dimensions provided are nominal.
Allowance must be made for dimensional tolerance in handcrafted glasses.

REV 7/22



ORDERING:

CONNECTION	GLASS OPTIONS	LAMP OPTIONS	METAL FINISH	OPTIONS
1JC 1 Lt. Dome	ESAAM Amber	(blank) 60W T10 Incan	BK Black	L 15' cord
1JT 1 Lt. Flat	ESACL Clear	LED* 5W LED	BR Bronze	LW Low
	ESASM Smoke	*CCT options available (contact factory)	SN Satin Nickel	wattage labeling

Stem Fixture

1TT 1 Lt. Flat

Multi Light Cord Fixture
J For Multi light Canopy

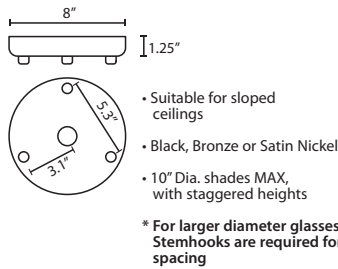


Multilight Canopies Available, see page 11

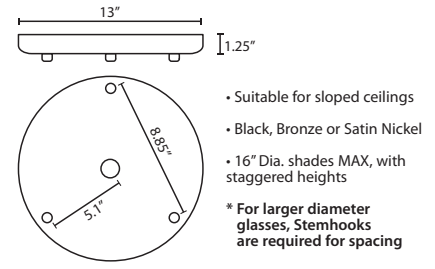
Ex. 1JT-ESASM-SN
Esa Pendant, Smoke Shade, Satin Nickel Finish, Flat Canopy

MULTIPOINT CANOPY OPTIONS FOR CORD PENDANTS

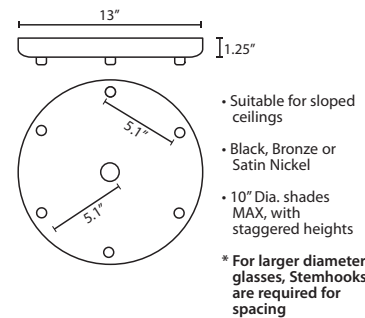
T33X 3 LIGHT ROUND CANOPY



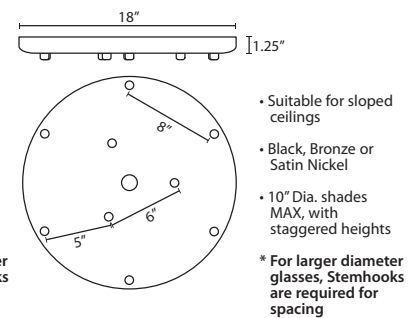
T33XL 3 LIGHT LARGE ROUND CANOPY



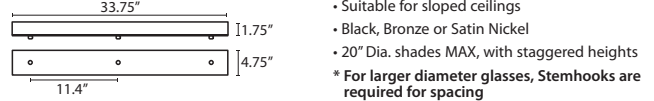
T36X 6 LIGHT ROUND CANOPY



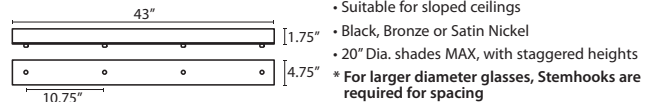
T39X 9 LIGHT ROUND CANOPY



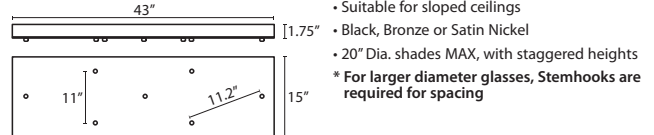
T33V 3 LIGHT BAR CANOPY



T34V 4 LIGHT BAR CANOPY

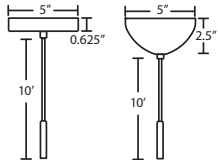


T37V 7 LIGHT BAR CANOPY



PENDANT OPTIONS:

1JT / 1JC / J CORD-HUNG PENDANT



- Flat (1JT) or Dome (1JC) Canopy styles. Dome style allows adjustment without cutting cord.
- "J" option is pendant less canopy for multipoint canopy (options to the right)
- Suitable for sloped ceilings
- Cord: 10' SVT, 5" sleeve at socketholder
- Also available in 15'
- Black, Bronze or Satin Nickel
- Cord Sleeves are available in 18" lengths

ACCESSORIES:

LONGER CORD LENGTHS:

Longer cord length of 15' available. Add an "L" to the end of the item number, i.e. 1JC-169707-SN-L.

LOW WATTAGE LABELING:

Incandescent fixture supplied with 16 watt relamp label.

Add an "LW" to the end of the item number, i.e. 1JC-169707-SN-LW.

CORD SLEEVES:

If concealing the cord is desired on a Cord-hung Pendant, order our 0.25" dia. metal sleeves. Each sleeve is 18" long and may be field cut.

T118-BK Black
T118-BR Bronze
T118-SN Satin Nickel

STEMHOOKS:

Suspension hooks allow cord drops to be placed wherever desired. Suitable for sloped ceilings or for greater multilight spacing

T103BK Black
T103BR Bronze
T103SN Satin Nickel

HOW TO ORDER A MULTILIGHT FIXTURE

Order your canopy with the selected 120V multi light pendants (indicated by "B" or "J" prefix) for the complete fixture:

Example: 1x T33XL-SN (3 Light Large Round Canopy)

1x J-ESACL-SN (Esa Pendant in Clear)

1x J-ESASM-SN (Esa Pendant in Smoke)

1x J-ESAAM-SN (Esa Pendant in Amber)