



BARON 10

120V PENDANTS

location:
DAMP

SPECIFICATIONS:

DESCRIPTION

The urban inspired Baron 10 Pendant employs a gloss RLM style shade with a lower transparent glass accent, semi-concealing a frosted downlight source for effective task lighting and a hint of peripheral brightness. Produced in a theme inspired by the nostalgic trends of today, this pendant offers a look that will easily merge into industrial architecture.

LAMPING

LED: 9W Replaceable LED Lamp 120V, CL dimmable, 90+ CRI, 3000°K CCT, 800 lumens, 30,000 hours, lamp included. (Additional Color Temperatures available, including 3500°K and 4000°K)

DIFFUSER

Shade shall be of glass with clear bottom and top portion glossy White or Black decors. 10" Dia. x 11.25" H

SUSPENSION

Cord-hung: 10' SVT-type cord, complete with 5" decorative sleeve at the sockholder. Jacket coordinates with metal finish. Plated stamped steel construction. Black, Bronze or Satin Nickel. See next page for multi light options.

MOUNTING

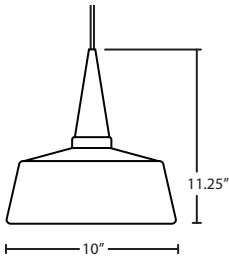
Installs directly to a 4" octagonal ceiling box. Suitable for sloped ceilings.

LABELS

UL or ETL Listed. Suitable for Damp Locations (interior use only). Consult factory concerning lower wattage labeling for energy requirements.



BLACK/CLEAR (BARON10BK) & WHITE/CLEAR (BARON10WH)



Project Information:

For ordering information, see next page

All dimensions provided are nominal.
Allowance must be made for dimensional tolerance in handcrafted glasses.

REV 5/22




ORDERING:

CONNECTION	GLASS OPTIONS	LAMP OPTIONS	METAL FINISH
Cord Fixtures	BARON10BK 10" Black/Clear	LED* 9W LED	BK Black
1JC 1 Lt. Dome	BARON10WH 10" White/Clear		BR Bronze
1JT 1 Lt. Flat			SN Satin Nickel
J For Multi light Canopy			

*CCT options available
(contact factory)

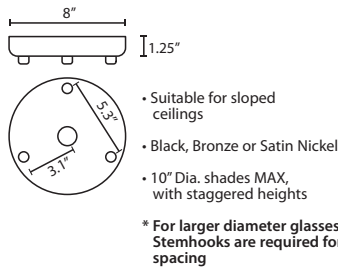
Ex. 1JT-BARON10BK-LED-SN
Baron 10 LED Pendant, Black/Clear Shade,
Satin Nickel Finish



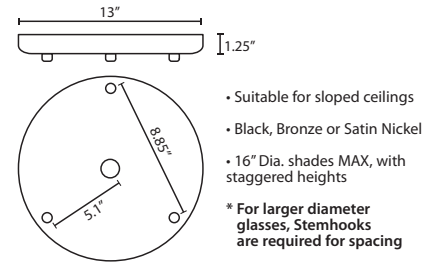
Multilight Canopies Available,
see right

MULTIPOINT CANOPY OPTIONS FOR CORD PENDANTS

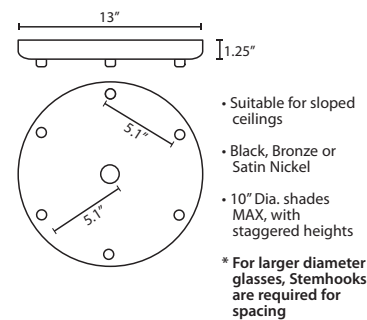
T33X 3 LIGHT ROUND CANOPY



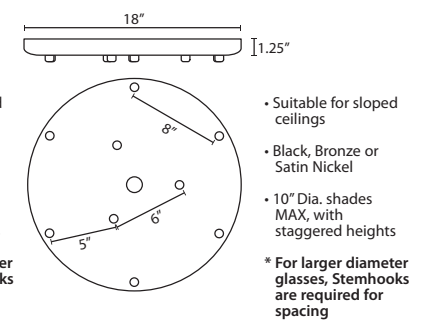
T33XL 3 LIGHT LARGE ROUND CANOPY



T36X 6 LIGHT ROUND CANOPY

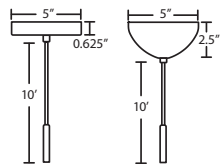


T39X 9 LIGHT ROUND CANOPY



PENDANT OPTIONS:

1JT / 1JC / J MONOPOINT PENDANT CANOPY



- Flat (1JT) or Dome (1JC) Canopy styles. Dome style allows adjustment without cutting cord.
- "J" option is pendant less canopy for multipoint canopy (options to the right)
- Suitable for sloped ceilings
- Cord: 10' SVT, 5" sleeve at socketholder (V Series utilizes SJT-type)
- Black, Bronze or Satin Nickel

ACCESSORIES:

LONGER CORD LENGTHS:

Longer cord length of 15' available.
Add an "L" to the end of the item
number, i.e. 1JC-169707-SNL.

LOW WATTAGE LABELING:

Incandescent fixture supplied with 16
watt relamp label.
Add an "LW" to the end of the item
number, i.e. 1JC-169707-SN-LW.

CORD SLEEVES:

If concealing the cord is desired, order
our 0.25" dia. metal sleeves. Each sleeve
is 18" long and may be field cut.

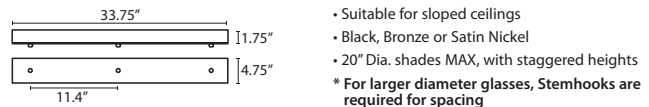
T118-BK Black
T118-BR Bronze
T118-SN Satin Nickel

STEMHOOKS:

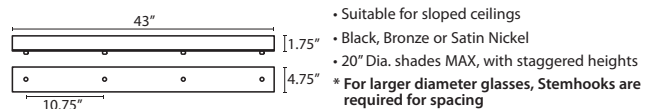
Suspension hooks allow cord drops to
be placed wherever desired. Suitable
for sloped ceilings.

T103BK Black
T103BR Bronze
T103SN Satin Nickel

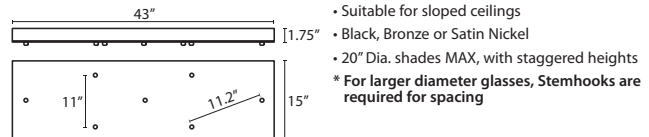
T33V 3 LIGHT BAR CANOPY



T34V 4 LIGHT BAR CANOPY



T37V 7 LIGHT BAR CANOPY



HOW TO ORDER A MULTILIGHT FIXTURE

Order your canopy with the selected 120V multi light pendants
(indicated by "B" or "J" prefix) for the complete fixture:

Example: 1x T33XL-SN (3 Light Large Round Canopy)

1x J-BARON10BK-SN (Baron 10 Pendant in Black/Clear)

1x J-BARON10BK-SN (Baron 10 Pendant in Black/Clear)

1x J-BARON10BK-SN (Baron 10 Pendant in Black/Clear)