

DIVI

12V SPOTLIGHTS

location:
DRY

SPECIFICATIONS:

DESCRIPTION

Low voltage spotlight with handcrafted glass. Includes Quick-Connect jack.

LAMPING

Standard: 50W Shielded flood 12V halogen MR16 lamp, included.

LED: 5W Replaceable 12V LED MR16 with backlight, dimmable, 90+ CRI, 3000°K CCT, 300 lumens, 25,000 hours, lamp included.

LED: 7W Replaceable 12V LED MR16 with backlight, dimmable, 90+ CRI, 3000°K CCT, 500 lumens, 25,000 hours, lamp included. (ONLY for Foils and Metal decors)

DIFFUSER

Shade shall be handcrafted glass of various decors. Metal Bronze (MB) and Metal Satin Nickel (MN) shades are spun metal with a plated finish.

Diameter of 3.375" and height of 2.625"

Opening sizes: 24mm.

QUICK-CONNECT JACK

Integral Quick-Connect jack is compatible with Besa Rail Adapter, or Besa Quick-Connect canopies (order separately).

ELEMENT OPTIONS

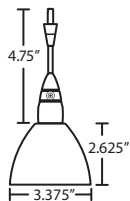
Refer to next page. Available as either a Quick-Connect element only, with Rail Adapter for use with Besa Monorail, or with 1 light Quick-Connect canopy. Longer stem options are also available.

METAL FINISH

Available in Bronze or Satin Nickel.

LABELS

UL or ETL Listed. Suitable for Dry Locations (interior use only).



DIVI IN BLACK WAVY DICRO & BLACK DICRO VINE

185807
OPAL MATTE



185819
CARRERA



1858MB
METAL BRONZE



1858MN
METAL SATIN NICKEL



1758CF
COPPER FOIL



1758GF
GOLD FOIL



1758SF
SILVER FOIL



For ordering information, see next page

All dimensions provided are nominal.
Allowance must be made for dimensional tolerance in handcrafted glasses.

REV 1/19



ORDERING:

QUICK-CONNECT -	SHADE OPTIONS	LAMP OPTIONS	STEM OPTIONS	METAL FINISH
SP Jack Only	1758CF Copper Foil	(blank) 50W Hal MR16	(blank) Standard	BR Bronze
RSP Rail-Ready	1758GF Gold Foil	LED 9W LED MR16, dimmable	06 6"	SN Satin Nickel
1SP 1 Lt Flat	1758SF Silver Foil		12 12"	
	1858MB Metal Bronze		18 18"	
	1858MN Metal Satin Nickel			

Ex. 1SP-1758GF-SN
Divi Spotlight w/ Gold Foil Shade,
Satin Nickel Finish

QUICK-CONNECT -	SHADE OPTIONS	LAMP OPTIONS	STEM OPTIONS	METAL FINISH
SP Jack Only	185807 Opal Matte	(blank) 50W Hal MR16	(blank) Standard	BR Bronze
RSP Rail-Ready	185819 Carrera	LED 7W LED MR16, dimmable	06 6"	SN Satin Nickel
1SP 1 Lt Flat	1858DW Black Dicro Wavy		12 12"	
	1858VB Black Dicro Vine		18 18"	

Ex. 1SP-185819-SN
Divi Spotlight w/ Carrera
Shade, Satin Nickel Finish

SPOTLIGHT OPTIONS:

SP SPOTLIGHT ELEMENT ONLY



- Spotlight Fixture with Shade
- Quick-Connect Jack integral
- Compatible with Besa Canopies and Rail Adapter

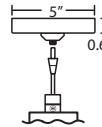
RSP SPOTLIGHT + RAIL ADAPTER



READY FOR RAIL

- Spotlight Fixture with Shade, plus Rail Adapter
- Quick-Connect Jack integral
- Compatible with Besa Monorail System

1SP SPOTLIGHT + MONOPOINT FLAT CANOPY



- Spotlight Fixture with Shade, plus Flat Canopy
- Quick-Connect Jack integral
- Integral Quick-Connect adapter
- 1x electronic 60W transformer fits partially in junction box

Longer Stem Options

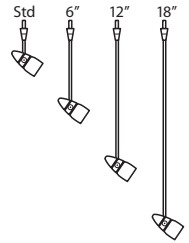
Besa spotlights have a standard stem 1.5" long. For a spotlight with a longer drop, order a stem length of 6", 12" or 18".

Not suitable for use on sloped ceiling when spotlight is installed on a quick-connect canopy.

Note: These are NOT field installable. The complete unit is built at the factory.

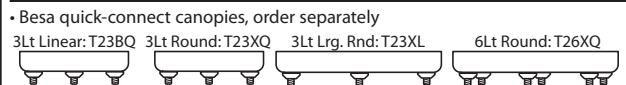
Available options are

- SP06** 6" stem adds 3.625" to overall length
- SP12** 12" stem adds 9.625" to overall length
- SP18** 18" stem adds 15.625" to overall length



Project Information:

MORE MOUNTING OPTIONS:



- Besa Monorail system, order separately