



KIEV

120V PENDANTS

location:
DAMP

SPECIFICATIONS:

DESCRIPTION

Cord-hung, cable-hung or stem-mount pendant with stenciled handcrafted glass diffuser.

LAMPING

Standard: 60W Medium-based 120V, lamp not included. Dimmable with standard incandescent dimmer (not included).

LED: 9W Replaceable source, 120V, CL dimmable, 90+ CRI, 3000°K CCT, 800 lumens, 30,000 hours. Lamp included.

DIFFUSER

Shade shall be handcrafted glass of various decors, with abstract patterning. 12.5" Dia. x 8.75" H

SUSPENSION

Cord-hung: 10' SVT-type cord, complete with 5" decorative sleeve at the socketholder. Jacket coordinates with metal finish. Plated stamped steel construction. Bronze or Satin Nickel. See next page for mult light options.

Cable-hung: 1x 10' aircraft-quality stainless steel cable support with 10' AWM-type cord. Jacket coordinates with metal finish. 5" Dia. dome canopy is plated stamped steel. Bronze or Satin Nickel.

Stem-mount: 4 connectable stem sections (3", 6", 12" and 18" lengths) plus telescoping piece for up to 3" adjustment, 10' max. 5" Dia. canopy (with swivel) and stem sections are plated steel. Bronze or Satin Nickel.

MOUNTING

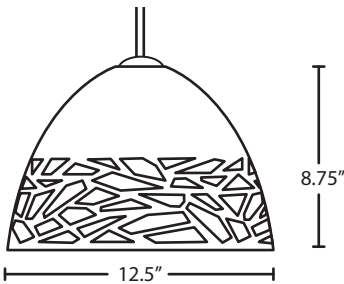
Installs directly to a 4" octagonal ceiling box. Suitable for sloped ceilings.

LABELS

UL or ETL Listed. Suitable for Damp Locations (interior use only). Consult factory concerning lower wattage labeling for energy requirements.



COPPER (KIEVCP) WITH BRONZE FINISH & BLACK (KIEVBK)



KIEVWH
WHITE

Project Information:

For ordering information, see next page

All dimensions provided are nominal. Allowance must be made for dimensional tolerance in handcrafted glasses.

REV 12/18



ORDERING:

| CONNECTION | SHADE OPTIONS | LAMP OPTIONS | METAL FINISH | OPTIONS |
|------------------------|----------------------|----------------------------------|------------------------|--------------------------------|
| Pendant Fixtures | KIEVBK Black | (blank) 60W Incan | BR Bronze | L 15' cord |
| 1JC Dome Canopy | KIEVCP Copper | LED 9W LED 120V, dimmable | SN Satin Nickel | LW Low wattage labeling |
| 1JT Flat Canopy | KIEVWH White | | | |

Cable Fixture
1KX 1 Lt. Dome

Stem Fixtures
1TT Flat Canopy

Multi light (pg. 11)
J For Multi light Canopy

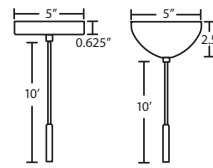


Multilight Canopies Available, see page 11

Ex. 1JT-KIEVWH-SN
Kiev Glass Pendant, White, Satin Nickel Finish

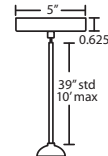
PENDANT OPTIONS:

1JT / 1JC MONOPOINT PENDANT CANOPY



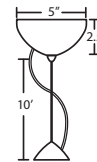
- Flat or Dome Canopy styles. Dome style allows adjustment without cutting cord.
- Suitable for sloped ceilings
- Cord: 10' SVT, 5" sleeve at socketholder (V Series utilizes SJT-type)
- Bronze or Satin Nickel

1TT STEM PENDANT



- Swivel at canopy, suitable for sloped ceilings
- Includes telescoping section plus 4 connectable stem sections, (1x 3', 1x 6', 1x 12', 1x 18'), 10' max
- Bronze or Satin Nickel

1KX CABLE-HUNG PENDANT



- 1x 10' aircraft-quality stainless steel cable
- Suitable for sloped ceilings
- 1x lampholder
- Cord: 10' AWM-type provided
- Bronze or Satin Nickel

ACCESSORIES:

ADDITIONAL STEM SECTIONS:

Additional connecting stems are available to increase overall length, up to 10' max. Telescoping adjustable section allows up to 3" movement.

| | |
|----------------------------------|--------------|
| T20A-SN or T20A-BR | Adj. Section |
| T203-SN or T203-BR | 3" Section |
| T206-SN or T206-BR | 6" Section |
| T212-SN or T212-BR | 12" Section |
| T218-SN or T218-BR | 18" Section |

LONGER CORD LENGTHS:

Longer cord length of 15' available. Add an "L" to the end of the item number, i.e. 1JC-169707-SNL.

LOW WATTAGE LABELING:

Incandescent fixture supplied with 16 watt relamp label. Add an "LW" to the end of the item number, i.e. 1JC-169707-SN-LW.

CORD SLEEVES:

If concealing the cord is desired, order our 0.25" dia. metal sleeves. Each sleeve is 18" long and may be field cut.

- T118-SN** Satin Nickel
- T118-BR** Bronze

STEMHOOKS:

Suspension hooks allow cord drops to be placed wherever desired. Suitable for sloped ceilings.

- T103BR** Bronze
- T103SN** Satin Nickel