



# MITZI 7 / 10

120V PENDANTS

location:  
**DAMP**

## SPECIFICATIONS:

### DESCRIPTION

The Mitzi collection combines a stylized multi-stripped outer European glass with a matte opal inner diffuser, creating an interesting dimensional depth using layers. Contributing to the effect is the manner of applying the multi-stripes, where they alternate between inside and outside the glass and thus alternate between glossy and matte in finish.

### LAMPING

**Standard:** 40W T10 Medium-based 120V, lamp not included. Dimmable with standard incandescent dimmer (not included).

**LED:** 9W Replaceable LED Lamp 120V, CL dimmable, 90+ CRI, 3000°K CCT, 800 lumens, 30,000 hours, lamp included.

### DIFFUSER

Shade shall be of glass with a stylized multi-stripped outer glass and a matte white inner glass.

**Mitzi 7:** 7.375" Dia. x 6.75" H

**Mitzi 10:** 9.85" Dia. x 8.5" H

### SUSPENSION

**Cord-hung:** 10' SVT-type cord, complete with 5" decorative sleeve at the socketholder. Jacket coordinates with metal finish. Plated stamped steel construction. Black, Bronze or Satin Nickel. See next page for mult light options.

**Stem-mount:** Includes 4 connectable stem sections (3", 6", 12" and 18" lengths) plus telescoping piece for up to 3" adjustment, 10' max. 5" Dia. canopy (with swivel) and stem sections are plated steel. Black, Bronze or Satin Nickel.

\*Additional Stem Sections can be ordered under accessories.

### MOUNTING

Installs directly to a 4" octagonal ceiling box. Suitable for sloped ceilings.

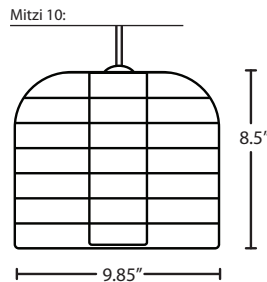
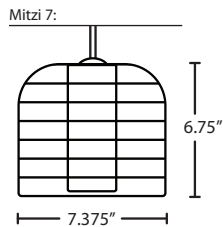
### LABELS

UL or ETL Listed. Suitable for Damp Locations (interior use only).

Consult factory concerning lower wattage labeling for energy requirements.



MITZI 7 CHARTREUSE (MITZI7CR) & MITZI 10 FROST (MITZI10FR)



**Project Information:**

**For ordering information, see next page**

All dimensions provided are nominal.  
Allowance must be made for dimensional tolerance in handcrafted glasses.

REV 7/21

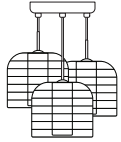


ORDERING:

CONNECTION	GLASS OPTIONS	LAMP OPTIONS	METAL FINISH	OPTIONS
Cord Fixtures	<b>MITZI7CR</b> 7" Chartreuse	<b>(blank)</b> 40W T10	<b>BK</b> Black	<b>L</b> 15' Cord
<b>1JC</b> 1 Lt. Dome	<b>MITZI7CY</b> 7" Cyan	<b>LED</b> 9W LED	<b>BR</b> Bronze	<b>LW</b> Lower Wattage
<b>1JT</b> 1 Lt. Flat	<b>MITZI7FR</b> 7" Frost		<b>SN</b> Satin Nickel	Labeling
	<b>MITZI7SA</b> 7" Salmon			
Stem Fixture	<b>MITZI10CR</b> 10" Chartreuse			
<b>1TT</b> 1 Lt. Flat	<b>MITZI10CY</b> 10" Cyan			
	<b>MITZI10FR</b> 10" Frost			
	<b>MITZI10SA</b> 10" Salmon			

Ex. **1JT-MITZI7FR-SN**  
Mitzi 7 Pendant, Frost Shade,  
Satin Nickel Finish, Flat Canopy

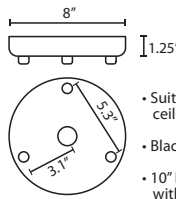
Multi light Cord Fixture  
**J** For Multi light  
Canopy



Multi-light Canopies Available,  
see right

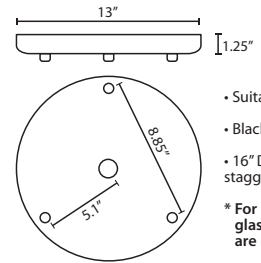
MULTIPOINT CANOPY OPTIONS FOR CORD PENDANTS

T33X 3 LIGHT ROUND CANOPY



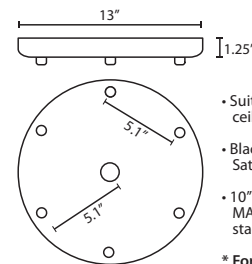
- Suitable for sloped ceilings
- Black, Bronze or Satin Nickel
- 10" Dia. shades MAX, with staggered heights
- \* For larger diameter glasses, Stemhooks are required for spacing

T33XL 3 LIGHT LARGE ROUND CANOPY



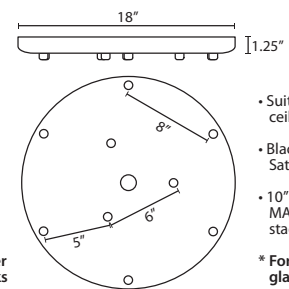
- Suitable for sloped ceilings
- Black, Bronze or Satin Nickel
- 16" Dia. shades MAX, with staggered heights
- \* For larger diameter glasses, Stemhooks are required for spacing

T36X 6 LIGHT ROUND CANOPY



- Suitable for sloped ceilings
- Black, Bronze or Satin Nickel
- 10" Dia. shades MAX, with staggered heights
- \* For larger diameter glasses, Stemhooks are required for spacing

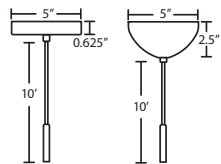
T39X 9 LIGHT ROUND CANOPY



- Suitable for sloped ceilings
- Black, Bronze or Satin Nickel
- 10" Dia. shades MAX, with staggered heights
- \* For larger diameter glasses, Stemhooks are required for spacing

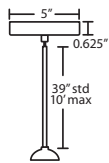
PENDANT OPTIONS:

1JT / 1JC / J CORD-HUNG PENDANT



- Flat (1JT) or Dome (1JC) Canopy styles. Dome style allows adjustment without cutting cord.
- "J" option is pendant less canopy for multipoint canopy (options to the right)
- Suitable for sloped ceilings
- Cord: 10' SVT, 5" sleeve at socketholder
- Also available in 15'
- Black, Bronze or Satin Nickel
- Cord Sleeves are available in 18" lengths

1TT STEM PENDANT



- Swivel at canopy, suitable for sloped ceilings
- Includes telescoping section plus 4 connectable stem sections, (1x 3", 1x 6", 1x 12", 1x 18"), 10' max
- Black, Bronze or Satin Nickel
- Additional Stem Sections can be ordered under Accessories

ACCESSORIES:

ADDITIONAL STEM SECTIONS:

Additional connecting stems are available to increase overall length of a Stem Pendant, up to 10' max. Telescoping adjustable section allows up to 3" movement.

<b>T20A-SN, BK or BR</b>	Adj. Section
<b>T203-SN, BK or BR</b>	3" Section
<b>T206-SN, BK or BR</b>	6" Section
<b>T212-SN, BK or BR</b>	12" Section
<b>T218-SN, BK or BR</b>	18" Section

LONGER CORD LENGTHS:

Longer cord length of 15' available. Add an "L" to the end of the item number, i.e. 1JC-169707-SN-L.

LOW WATTAGE LABELING:

Incandescent fixture supplied with 16 watt relamp label. Add an "LW" to the end of the item number, i.e. 1JC-169707-SN-LW.

CORD SLEEVES:

If concealing the cord is desired on a Cord-hung Pendant, order our 0.25" dia. metal sleeves. Each sleeve is 18" long and may be field cut.

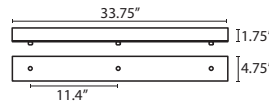
<b>T118-BK</b>	Black
<b>T118-BR</b>	Bronze
<b>T118-SN</b>	Satin Nickel

STEMHOOKS:

Suspension hooks allow cord drops to be placed wherever desired. Suitable for sloped ceilings or for greater multi-light spacing

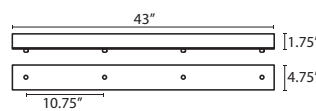
<b>T103BK</b>	Black
<b>T103BR</b>	Bronze
<b>T103SN</b>	Satin Nickel

T33V 3 LIGHT BAR CANOPY



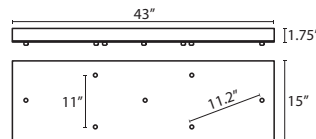
- Suitable for sloped ceilings
- Black, Bronze or Satin Nickel
- 20" Dia. shades MAX, with staggered heights
- \* For larger diameter glasses, Stemhooks are required for spacing

T34V 4 LIGHT BAR CANOPY



- Suitable for sloped ceilings
- Black, Bronze or Satin Nickel
- 20" Dia. shades MAX, with staggered heights
- \* For larger diameter glasses, Stemhooks are required for spacing

T37V 7 LIGHT BAR CANOPY



- Suitable for sloped ceilings
- Black, Bronze or Satin Nickel
- 20" Dia. shades MAX, with staggered heights
- \* For larger diameter glasses, Stemhooks are required for spacing

HOW TO ORDER A MULTILIGHT FIXTURE

Order your canopy with the selected 120V multi light pendants (indicated by "B" or "J" prefix) for the complete fixture:

Example: **1x T33XL-SN** (3 Light Large Round Canopy)

**1x J-MITZI7CR-SN** (Mitzi 7 Pendant in Chartreuse)

**1x J-MITZI7CY-SN** (Mitzi 7 Pendant in Cyan)

**1x J-MITZI7FR-SN** (Mitzi 7 Pendant in Frost)