



# MODUS

12V MINI PENDANTS

location:  
**DRY**

## SPECIFICATIONS:

### DESCRIPTION

Low voltage mini pendant with concrete shade.

### LAMPING

**LED:** 9W Replaceable 12V LED MR16, dimmable, 80+ CRI, 3000°K CCT, 525 lumens, 25,000 hours. Lamp included.

### DIFFUSER

Shade shall be made of concrete in various finishes. 9" Dia. x 5" H

### CORD

Standard cord is 10' field-adjustable coaxial type with teflon jacket and decorative sleeve at the socketholder. Jacket tint coordinates with metal finish.

### STANDARD PENDANT (1XC, 1XT, X)

Mini pendant comes complete with either dome-style or flat-style canopy. See next page for multi light options with "X" prefix.

### QUICK-CONNECT OPTION (XP, RXP, 1XP)

Quick-Connect Jack is compatible with Besa Rail Adapter, or Quick-Connect canopies (order separately).

### METAL FINISH

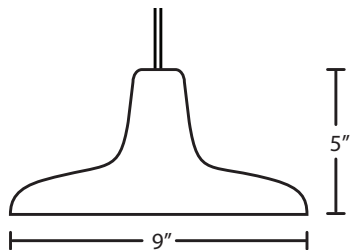
Hardware and canopies are finished in Bronze or Satin Nickel.

### LABELS

UL or ETL Listed. Suitable for Dry Locations (interior use only).



NATURAL (MODUSNA) & WHITE (MODUSWH)



MODUSTN  
TAN



### Project Information:

**For ordering information, see next page**

All dimensions provided are nominal.  
Allowance must be made for dimensional tolerance in handcrafted glasses.

**REV 12/18**



ORDERING:

CONNECTION	SHADE OPTIONS	LAMP OPTIONS	METAL FINISH	OPTIONS
Quick-Connect	<b>MODUSNA</b> Natural	<b>LED 9W LED</b>	<b>BR</b> Bronze	<b>L</b> 15' cord
<b>XP</b> Jack Only	<b>MODUSTN</b> Tan		<b>SN</b> Satin Nickel	<b>277</b> 277V
<b>RXP</b> Rail-Ready	<b>MODUSWH</b> White			<b>DIM010</b> 0-10V Dimming
<b>1XP</b> Flat Canopy				

Pendant Fixtures

- 1XC** Dome Canopy
- 1XT** Flat Canopy

Multi light

- X** For Multi light Canopy

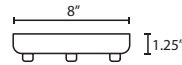


Multilight Canopies Available, see page 77

Ex. **1XT-MODUSTN-LED-SN**  
Modus Pendant, Tan, Satin Nickel Finish

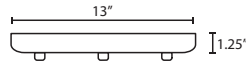
MULTIPOINT CANOPY OPTIONS:

T23X 3 LIGHT ROUND CANOPY



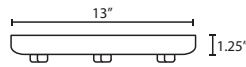
- Suitable for sloped ceilings
- Bronze or Satin Nickel
- 10" Dia. shades MAX, with staggered heights

T23XL 3 LIGHT LARGE ROUND CANOPY



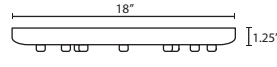
- Suitable for sloped ceilings
- Bronze or Satin Nickel
- 16" Dia. shades MAX, with staggered heights

T26X 6 LIGHT ROUND CANOPY



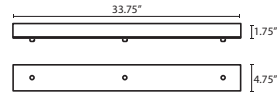
- Suitable for sloped ceilings
- Bronze or Satin Nickel
- 10" Dia. shades MAX, with staggered heights

T29X 9 LIGHT ROUND CANOPY



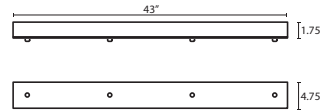
- Suitable for sloped ceilings
- Bronze or Satin Nickel
- 10" Dia. shades MAX, with staggered heights

T23V 3 LIGHT BAR CANOPY



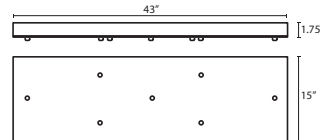
- Suitable for sloped ceilings
- Bronze or Satin Nickel
- 20" Dia. shades MAX, with staggered heights

T24V 4 LIGHT BAR CANOPY



- Suitable for sloped ceilings
- Bronze or Satin Nickel
- 20" Dia. shades MAX, with staggered heights

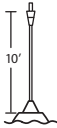
T27V 7 LIGHT BAR CANOPY



- Suitable for sloped ceilings
- Bronze or Satin Nickel
- 14" Dia. shades MAX, with staggered heights

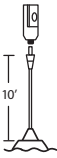
QUICK-CONNECT OPTIONS:

XP PENDANT ELEMENT ONLY



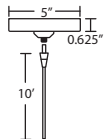
- Pendant Shade and Cord/Socket Set
- 10' Field-adjustable braided coaxial-type cord with a teflon jacket (clear or bronze tint coordinates with metal finish)
- Quick-Connect Jack provided
- Compatible with Besa Canopies and Rail Adapter
- Bronze or Satin Nickel metal finishes

RXP PENDANT + RAIL ADAPTER



- READY FOR RAIL**
- Pendant Shade and Cord/Socket Set, plus Rail Adapter
- 10' Field-adjustable braided coaxial-type cord with a teflon jacket (clear or bronze tint coordinates with metal finish)
- Quick-Connect Jack provided
- Compatible with Besa Monorail System
- Bronze or Satin Nickel metal finishes

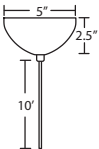
1XP PENDANT + MONOPOINT FLAT CANOPY



- Pendant Shade and Cord/Socket Set, plus Flat Canopy
- 1x electronic 60W dimmable transformer, fits partially in junction box
- 10' Field-adjustable braided coaxial-type cord with a teflon jacket (clear or bronze tint coordinates with metal finish)
- Quick-Connect Jack provided
- Integral Quick-Connect adapter
- Bronze or Satin Nickel metal finishes

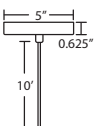
FIXED PENDANT OPTIONS:

1XC 1 LIGHT PENDANT, DOME CANOPY



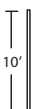
- NO CORD CUTTING REQUIRED**
- Suitable for use on sloped ceilings
- 1x electronic 60W dimmable 120V transformer
- Installs to standard 4" octagonal junction box
- Bronze or Satin Nickel metal finishes

1XT 1 LIGHT PENDANT, FLAT CANOPY



- Suitable for use on sloped ceilings
- 1x electronic 60W dimmable 120V transformer, fits partially in junction box
- Installs to standard 4" octagonal junction box
- Bronze or Satin Nickel metal finishes

X 1 LIGHT PENDANT FOR MULTIPOINT CANOPIES



- Suitable for use on sloped ceilings
- 1x electronic 60W dimmable 120V transformer, fits partially in junction box
- Installs to standard 4" octagonal junction box
- Bronze or Satin Nickel metal finishes

HOW TO ORDER A MULTILIGHT FIXTURE

Order your canopy with the selected 12V multi light pendants (indicated by "X" prefix) for the complete fixture:

Example: **1x T23XL-SN** (3 Light Large Round Canopy)

**1x X-MODUSNA-SN** (Modus Pendant in Natural)

**1x X-MODUSWH-SN** (Modus Pendant in White)

**1x X-MODUSTN-SN** (Modus Pendant in Tan)

CORD LENGTH OPTIONS:

15Ft. CORD LENGTH:

For longer 15' cord, add an "L" to the end of the item number, i.e. 1XP-174352-SNL.