



# RAIL SECTIONS

12V MONORAIL

location:  
**DRY**

## SPECIFICATIONS:

### DESCRIPTION

Ultra-low profile brass rail (less than half-inch high) is hand-bendable (no tools required). Field-cuttable for a variety of configurations. Ships in 4' or 8' lengths. Rated for 25A.

### COMPATIBILITY

Rail is compatible with all Besa 12V Monorail system components and all Besa rail-ready Quick-Connect elements (ordered separately).

### METAL FINISH

Shade fitter is finished in either Bronze or Satin Nickel.


### LABELS

UL or ETL Listed. Suitable for Dry Locations (interior use only).

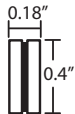
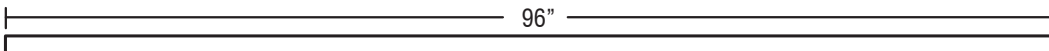


8FT RAIL IN BRONZE

4FT: 48" L x 0.18" W x 0.4" H



8FT: 96" L x 0.18" W x 0.4" H



4' Rail Item / Finish

- R12-RAIL4-BR Bronze
- R12-RAIL4-SN Satin Nickel

8' Rail Item / Finish

- R12-RAIL8-BR Bronze
- R12-RAIL8-SN Satin Nickel

### Project Information:

All dimensions provided are nominal. Allowance must be made for dimensional tolerance in handcrafted glasses.

REV 1/19