



ABU 12

120V PENDANTS

location:
DAMP

SPECIFICATIONS:

DESCRIPTION

Our Abu 12 Pendant is designed with a conical shade and technologically inner crystal coated transparent bottom glass, effectively concealing a focused downlight light source while highlighting the crystal coating. Produced in a modern yet soft industrial theme, this pendant offers a look that will easily merge into the recent urban decorating trends.

LAMPING

Standard: 60W A19 Medium-based 120V, lamp not included. Dimmable with standard incandescent dimmer (not included).

LED: 9W Replaceable LED Lamp 120V, CL dimmable, 90+ CRI, 3000°K CCT, 800 lumens, 30,000 hours, lamp included. (Additional Color Temperatures available, including 3500°K and 4000°K)

DIFFUSER

Shade shall be of glass with bottom glitter and top in various painted decors. 7.5" Dia. x 11.875" H

SUSPENSION

Cord-hung: 10' SVT-type cord, complete with 5" decorative sleeve at the socketholder. Jacket coordinates with metal finish. Plated stamped steel construction. Black, Bronze or Satin Nickel. See next page for multi light options.

MOUNTING

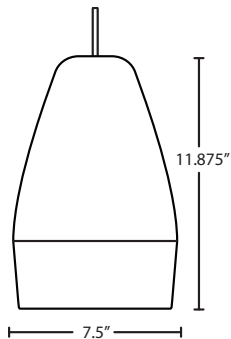
Installs directly to a 4" octagonal ceiling box. Suitable for sloped ceilings.

LABELS

UL or ETL Listed. Suitable for Damp Locations (interior use only). Consult factory concerning lower wattage labeling for energy requirements.



WHITE/GLITTER (ABU12WH) & BLACK/GLITTER (ABU12BK)



Project Information:

For ordering information, see next page

All dimensions provided are nominal. Allowance must be made for dimensional tolerance in handcrafted glasses.

REV 5/22

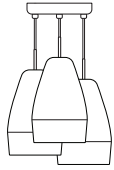


ORDERING:

CONNECTION	GLASS OPTIONS	LAMP OPTIONS	METAL FINISH
Cord Fixtures	ABU12BK Black/Glitter	(blank) 60W A19	BK Black
1JC 1 Lt. Dome	ABU12WH White/Glitter	LED* 9W LED	BR Bronze
1JT 1 Lt. Flat			SN Satin Nickel
J For Multi light Canopy			

*CCT options available (contact factory)

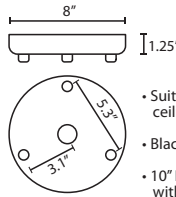
Ex. 1JT-ABU12WH-LED-SN Abu Pendant, White/Glitter Shade, Satin Nickel Finish



Multilight Canopies Available, see right

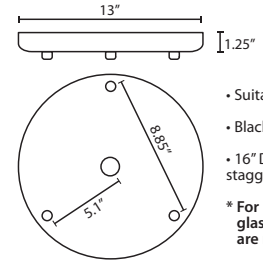
MULTIPOINT CANOPY OPTIONS FOR CORD PENDANTS

T33X 3 LIGHT ROUND CANOPY



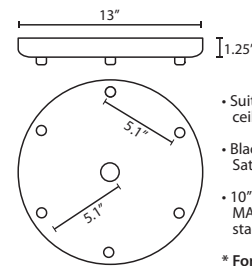
- Suitable for sloped ceilings
- Black, Bronze or Satin Nickel
- 10" Dia. shades MAX, with staggered heights
- * For larger diameter glasses, Stemhooks are required for spacing

T33XL 3 LIGHT LARGE ROUND CANOPY



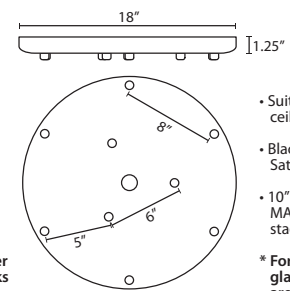
- Suitable for sloped ceilings
- Black, Bronze or Satin Nickel
- 16" Dia. shades MAX, with staggered heights
- * For larger diameter glasses, Stemhooks are required for spacing

T36X 6 LIGHT ROUND CANOPY



- Suitable for sloped ceilings
- Black, Bronze or Satin Nickel
- 10" Dia. shades MAX, with staggered heights
- * For larger diameter glasses, Stemhooks are required for spacing

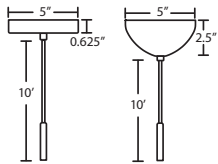
T39X 9 LIGHT ROUND CANOPY



- Suitable for sloped ceilings
- Black, Bronze or Satin Nickel
- 10" Dia. shades MAX, with staggered heights
- * For larger diameter glasses, Stemhooks are required for spacing

PENDANT OPTIONS:

1JT / 1JC / J MONOPOINT PENDANT CANOPY



- Flat (1JT) or Dome (1JC) Canopy styles. Dome style allows adjustment without cutting cord.
- "J" option is pendant less canopy for multipoint canopy (options to the right)
- Suitable for sloped ceilings
- Cord: 10' SVT, 5" sleeve at socketholder (V Series utilizes SJT-type)
- Black, Bronze or Satin Nickel

ACCESSORIES:

LONGER CORD LENGTHS: Longer cord length of 15' available. Add an "L" to the end of the item number, i.e. 1JC-169707-SNL.

LOW WATTAGE LABELING: Incandescent fixture supplied with 16 watt relamp label. Add an "LW" to the end of the item number, i.e. 1JC-169707-SN-LW.

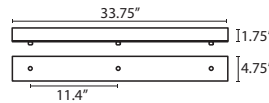
CORD SLEEVES: If concealing the cord is desired, order our 0.25" dia. metal sleeves. Each sleeve is 18" long and may be field cut.

- T118-BK Black
- T118-BR Bronze
- T118-SN Satin Nickel

STEMHOOKS: Suspension hooks allow cord drops to be placed wherever desired. Suitable for sloped ceilings.

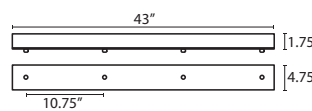
- T103BK Black
- T103BR Bronze
- T103SN Satin Nickel

T33V 3 LIGHT BAR CANOPY



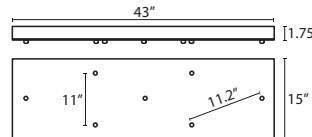
- Suitable for sloped ceilings
- Black, Bronze or Satin Nickel
- 20" Dia. shades MAX, with staggered heights
- * For larger diameter glasses, Stemhooks are required for spacing

T34V 4 LIGHT BAR CANOPY



- Suitable for sloped ceilings
- Black, Bronze or Satin Nickel
- 20" Dia. shades MAX, with staggered heights
- * For larger diameter glasses, Stemhooks are required for spacing

T37V 7 LIGHT BAR CANOPY



- Suitable for sloped ceilings
- Black, Bronze or Satin Nickel
- 20" Dia. shades MAX, with staggered heights
- * For larger diameter glasses, Stemhooks are required for spacing

HOW TO ORDER A MULTILIGHT FIXTURE

Order your canopy with the selected 120V multi light pendants (indicated by "B" or "J" prefix) for the complete fixture:

Example: 1x T33XL-SN (3 Light Large Round Canopy)

- 1x J-ABU12BK-SN (Abu 12 Pendant in Black/Glitter)
- 1x J-ABU12BK-SN (Abu 12 Pendant in Black/Glitter)
- 1x J-ABU12BK-SN (Abu 12 Pendant in Black/Glitter)