



FELIX

12V MINI PENDANTS

location:
DRY

SPECIFICATIONS:

DESCRIPTION

Low voltage mini pendant with Modern Aluminum Shade and Alzak Reflector.

LAMPING

LED: 9W Replaceable 12V LED MR16, dimmable, 80+ CRI, 3000°K CCT, 525 lumens, 25,000 hours. Lamp included. Dimmable with ELV Dimmer.

SHADE

Shade shall be made of brushed Aluminum or Bronze powder coat. 7.875" Dia. x 10.75" H

REFLECTOR

Low glare inner reflector is of Aluminum Alzak, Silver is for Satin Nickel finish and Champagne is for Bronze finish.

CORD

Standard cord is 10' field-adjustable coaxial type with teflon jacket and decorative sleeve at the socketholder. Jacket tint coordinates with metal finish. Cords also available in 15' lengths.

STANDARD PENDANT (1XT, X)

Mini pendant comes complete with flat-style canopy. See next page for multi light options with "X" prefix.

QUICK-CONNECT OPTION (XP, RXP)

Quick-Connect Jack is compatible with Besa Rail Adapter.

METAL FINISH

Glass retainer hardware, sleeve and Quick-Connect Jack and/or canopies are finished in either Black, Bronze or Satin Nickel.

MOUNTING

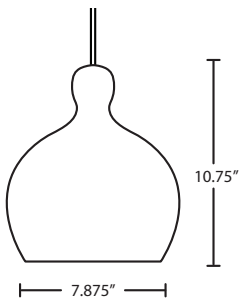
Installs directly to a 4" octagonal ceiling box. Suitable for sloped ceilings.

LABELS

UL or ETL Listed. Suitable for Dry Locations (interior use only).



SATIN NICKEL W/ SILVER REFLECTOR & BRONZE W/ CHAMPAGNE REFLECTOR



Project Information:

For ordering information, see next page

All dimensions provided are nominal.
Allowance must be made for dimensional tolerance in handcrafted glasses.

REV 8/22



ORDERING:


CONNECTION	SHADE OPTION	LAMP OPTIONS	METAL FINISH	OPTIONS
Quick-Connect XP Jack Only RXP Rail-Ready	FELIX Felix	LED 9W LED	BK Black BR Bronze SN Satin Nickel	L 15' cord 277 277V DIM010 0-10V Dimming

Pendant Fixtures

1XT Flat Canopy

Multi light

X For Multi light Canopy

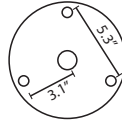
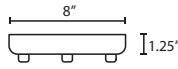


Multilight Canopies Available, see options on right.

Ex. 1XT-FELIX-LED-SN
Felix LED Pendant, Satin Nickel Finish

MULTIPOINT CANOPY OPTIONS:

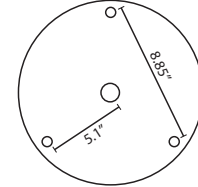
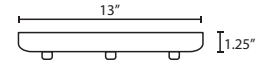
T23X 3 LIGHT ROUND CANOPY



- Suitable for sloped ceilings
- Black, Bronze or Satin Nickel
- 10" Dia. shades MAX, with staggered heights

* For larger diameter glasses, Skyhooks are required for spacing

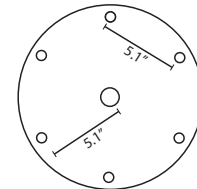
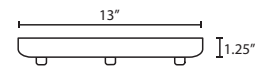
T23XL 3 LIGHT LARGE ROUND CANOPY



- Suitable for sloped ceilings
- Black, Bronze or Satin Nickel
- 16" Dia. shades MAX, with staggered heights

* For larger diameter glasses, Skyhooks are required for spacing

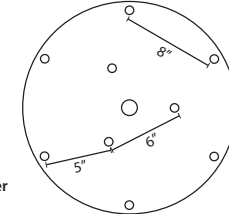
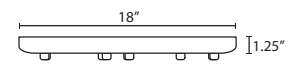
T26X 6 LIGHT ROUND CANOPY



- Suitable for sloped ceilings
- Black, Bronze or Satin Nickel
- 10" Dia. shades MAX, with staggered heights

* For larger diameter glasses, Skyhooks are required for spacing

T29X 9 LIGHT ROUND CANOPY



- Suitable for sloped ceilings
- Black, Bronze or Satin Nickel
- 10" Dia. shades MAX, with staggered heights

* For larger diameter glasses, Skyhooks are required for spacing

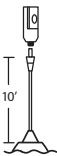
QUICK-CONNECT OPTIONS:

XP PENDANT ELEMENT ONLY



- Pendant Shade and Cord/Socket Set
- 10' Field-adjustable braided coaxial-type cord with a teflon jacket (clear or bronze tint coordinates with metal finish)
- Quick-Connect Jack provided
- Compatible with Besa Canopies and Rail Adapter
- Black, Bronze or Satin Nickel metal finishes

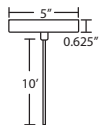
RXP PENDANT + RAIL ADAPTER



- READY FOR RAIL**
- Pendant Shade and Cord/Socket Set, plus Rail Adapter
- 10' Field-adjustable braided coaxial-type cord with a teflon jacket (clear or bronze tint coordinates with metal finish)
- Quick-Connect Jack provided
- Compatible with Besa Monorail System
- Black, Bronze or Satin Nickel metal finishes

FIXED PENDANT OPTIONS:

1XT 1 LIGHT PENDANT, FLAT CANOPY



- Suitable for use on sloped ceilings
- 1x electronic 60W dimmable 120V transformer, fits partially in junction box
- Installs to standard 4" octagonal junction box
- Black, Bronze or Satin Nickel metal finishes

X 1 LIGHT PENDANT FOR MULTIPOINT CANOPIES



- Suitable for use on sloped ceilings
- 1x electronic 60W dimmable 120V transformer, fits partially in junction box
- Installs to standard 4" octagonal junction box
- Black, Bronze or Satin Nickel metal finishes

ADDITIONAL OPTIONS:

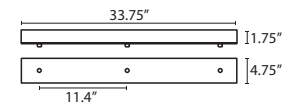
277V:

For 277V option, add an "277" to the end of the item number, i.e. 1XT-174352-SN-277.

0-10V Dimming:

For 0-10V Dimming option, add an "DIM010" to the end of the item number, i.e. 1XT-174352-SN-DIM010.

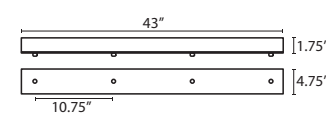
T23V 3 LIGHT BAR CANOPY



- Suitable for sloped ceilings
- Black, Bronze or Satin Nickel
- 20" Dia. shades MAX, with staggered heights

* For larger diameter glasses, Skyhook are required for spacing

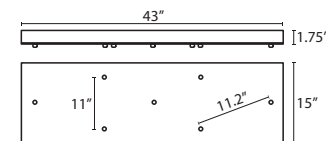
T24V 4 LIGHT BAR CANOPY



- Suitable for sloped ceilings
- Black, Bronze or Satin Nickel
- 20" Dia. shades MAX, with staggered heights

* For larger diameter glasses, Skyhook are required for spacing

T27V 7 LIGHT BAR CANOPY



- Suitable for sloped ceilings
- Black, Bronze or Satin Nickel
- 20" Dia. shades MAX, with staggered heights

* For larger diameter glasses, Skyhook are required for spacing

HOW TO ORDER A MULTILIGHT FIXTURE

Order your canopy with the selected 12V multi light pendants (indicated by "X" prefix for the complete fixture:

Example: 1x T23XL-SN (3 Light Large Round Canopy)

1x X-FELIX-SN (Felix Pendant in Satin Nickel)

1x X-FELIX-SN (Felix Pendant in Satin Nickel)

1x X-FELIX-SN (Felix Pendant in Satin Nickel)

CORD LENGTH OPTIONS:

15Ft. CORD LENGTH:

For longer 15' cord, add an "L" to the end of the item number, i.e. 1XT-174352-SNL.