



HOPPI

12V MINI PENDANTS

location:
DRY

SPECIFICATIONS:

DESCRIPTION

Low voltage mini pendant with handcrafted glass.

LAMPING

Standard: 50W Low pressure halogen GY6.35 12V Bi-Pin lamp, lamp included. Suitable for use in an open fixture. Dimmable with ELV Dimmer.

LED: 3W Replaceable 12V LED, dimmable, 90+ CRI, 3000°K CCT, 300 lumens, 25,000 hours. Lamp included. Dimmable with ELV Dimmer.

DIFFUSER

Shade shall be handcrafted glass of various decors. 7.5" L x 5.5" W x 2.75" H

Opening sizes: 24mm top.

CORD

Standard cord is 10' field-adjustable coaxial type with teflon jacket and decorative sleeve at the socketholder. Jacket tint coordinates with metal finish. Cords also available in 15' lengths.

STANDARD PENDANT (1XC, 1XT, X)

Mini pendant comes complete with either dome-style or flat-style canopy. See next page for multi light options with "X" prefix.

QUICK-CONNECT OPTION (XP, RXP)

Quick-Connect Jack is compatible with Besa Rail Adapter.

METAL FINISH

Glass retainer hardware, sleeve and Quick-Connect Jack and/or canopies are finished in either Black, Bronze or Satin Nickel.

MOUNTING

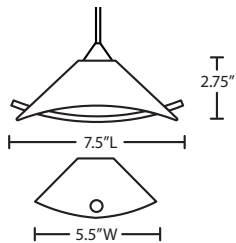
Installs directly to a 4" octagonal ceiling box. Suitable for sloped ceilings.

LABELS

UL or ETL Listed. Suitable for Dry Locations (interior use only).



HOPPI SHOWN IN MOCHA/CLEAR (181305) WITH BLACK FINISH & MARBLE (191352)



181304
MARBLE/CLEAR

191383
MOCHA



Project Information:

For ordering information, see next page

All dimensions provided are nominal.
Allowance must be made for dimensional tolerance in handcrafted glasses.

REV 8/22



ORDERING:

CONNECTION	GLASS OPTIONS	LAMP OPTIONS	METAL FINISH	OPTIONS
Quick-Connect	181304 Marble/Clear	(blank) 50W Hal	BK Black	L 15' cord
XP Jack Only	181305 Mocha/Clear	LED 3W LED	BR Bronze	277 277V
RXP Rail-Ready	191352 Marble		SN Satin Nickel	DIM010 0-10V Dimming
	191383 Mocha			

Pendant Fixtures

- 1XC** Dome Canopy
- 1XT** Flat Canopy

Multi light

- X** For Multi light Canopy



MultiLight Canopies Available, see options on right.

Ex. 1XT-191352-SN
Hoppi Mini Pendant w/ Marble Glass, Satin Nickel Finish

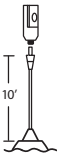
QUICK-CONNECT OPTIONS:

XP PENDANT ELEMENT ONLY



- Pendant Shade and Cord/Socket Set
- 10' Field-adjustable braided coaxial-type cord with a teflon jacket (clear or bronze tint coordinates with metal finish)
- Quick-Connect Jack provided
- Compatible with Besa Canopies and Rail Adapter
- Black, Bronze or Satin Nickel metal finishes

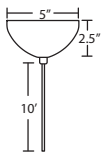
RXP PENDANT + RAIL ADAPTER



- READY FOR RAIL**
- Pendant Shade and Cord/Socket Set, plus Rail Adapter
- 10' Field-adjustable braided coaxial-type cord with a teflon jacket (clear or bronze tint coordinates with metal finish)
- Quick-Connect Jack provided
- Compatible with Besa Monorail System
- Black, Bronze or Satin Nickel metal finishes

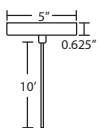
FIXED PENDANT OPTIONS:

1XC 1 LIGHT PENDANT, DOME CANOPY



- NO CORD CUTTING REQUIRED**
- Suitable for use on sloped ceilings
- 1x electronic 60W dimmable 120V transformer
- Installs to standard 4" octagonal junction box
- Black, Bronze or Satin Nickel metal finishes

1XT 1 LIGHT PENDANT, FLAT CANOPY



- Suitable for use on sloped ceilings
- 1x electronic 60W dimmable 120V transformer, fits partially in junction box
- Installs to standard 4" octagonal junction box
- Black, Bronze or Satin Nickel metal finishes

X 1 LIGHT PENDANT FOR MULTI-PORT CANOPIES



- Suitable for use on sloped ceilings
- 1x electronic 60W dimmable 120V transformer, fits partially in junction box
- Installs to standard 4" octagonal junction box
- Black, Bronze or Satin Nickel metal finishes

ADDITIONAL OPTIONS:

277V:

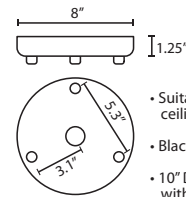
For 277V option, add an "277" to the end of the item number, i.e. 1XT-174352-SN-277.

0-10V Dimming:

For 0-10V Dimming option, add an "DIM010" to the end of the item number, i.e. 1XT-174352-SN-DIM010.

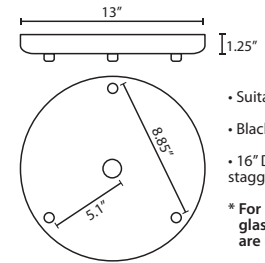
MULTI-PORT CANOPY OPTIONS:

T23X 3 LIGHT ROUND CANOPY



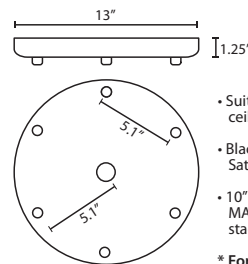
- Suitable for sloped ceilings
- Black, Bronze or Satin Nickel
- 10" Dia. shades MAX, with staggered heights
- * For larger diameter glasses, Skyhooks are required for spacing

T23XL 3 LIGHT LARGE ROUND CANOPY



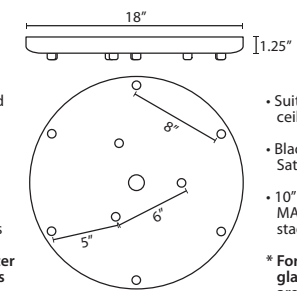
- Suitable for sloped ceilings
- Black, Bronze or Satin Nickel
- 16" Dia. shades MAX, with staggered heights
- * For larger diameter glasses, Skyhooks are required for spacing

T26X 6 LIGHT ROUND CANOPY



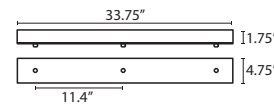
- Suitable for sloped ceilings
- Black, Bronze or Satin Nickel
- 10" Dia. shades MAX, with staggered heights
- * For larger diameter glasses, Skyhooks are required for spacing

T29X 9 LIGHT ROUND CANOPY



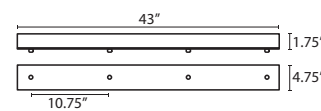
- Suitable for sloped ceilings
- Black, Bronze or Satin Nickel
- 10" Dia. shades MAX, with staggered heights
- * For larger diameter glasses, Skyhooks are required for spacing

T23V 3 LIGHT BAR CANOPY



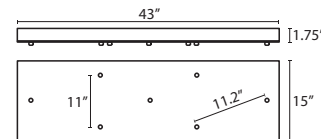
- Suitable for sloped ceilings
- Black, Bronze or Satin Nickel
- 20" Dia. shades MAX, with staggered heights
- * For larger diameter glasses, Skyhook are required for spacing

T24V 4 LIGHT BAR CANOPY



- Suitable for sloped ceilings
- Black, Bronze or Satin Nickel
- 20" Dia. shades MAX, with staggered heights
- * For larger diameter glasses, Skyhook are required for spacing

T27V 7 LIGHT BAR CANOPY



- Suitable for sloped ceilings
- Black, Bronze or Satin Nickel
- 20" Dia. shades MAX, with staggered heights
- * For larger diameter glasses, Skyhook are required for spacing

HOW TO ORDER A MULTILIGHT FIXTURE

Order your canopy with the selected 12V multi light pendants (indicated by "X" prefix) for the complete fixture:

Example: 1x T23XL-SN (3 Light Large Round Canopy)

1x X-181304-SN (Hoppi Pendant in Marble/Clear)

1x X-191352-SN (Hoppi Pendant in Marble)

1x X-181304-SN (Hoppi Pendant in Marble/Clear)

CORD LENGTH OPTIONS:

15Ft. CORD LENGTH:

For longer 15' cord, add an "L" to the end of the item number, i.e. 1XT-174352-SNL.