



HULA 8

120V PENDANTS

location:
DAMP

SPECIFICATIONS:

DESCRIPTION

The transitional Hula 8 Pendant employs an impressive European glass shade with center radiused band dividing an upper and lower transparent glass, ideal for semi-concealing the light source while offering a peripheral shimmer via the clear glass. Produced in a theme inspired by the farmhouse trends of today, this pendant offers a look that will easily merge into virtually any design theme.

LAMPING

Standard: 60W Medium-based, 20V, lamp not included. Dimmable with standard incandescent dimmer (not included).

LED Filament: 8W Replaceable LED Filament lamp, 120V, CL dimmable, 3000°K CCT, 80+ CRI, 800 lumens, 15,000 hours, lamp included.

DIFFUSER

Diffuser shall be of Clear glass with center radiused band in various decors. 8" Dia. x 7.75" H

SUSPENSION

Cord-hung: 10' SVT-type cord, complete with 5" decorative sleeve at the socketholder. Jacket coordinates with metal finish. Plated stamped steel construction. Black, Bronze or Satin Nickel. See next page for multilight options.

Stem-mount: Includes 4 connectable stem sections (3", 6", 12" and 18" lengths) plus telescoping piece for up to 3" adjustment, 10' max. 5" Dia. canopy (with swivel) and stem sections are plated steel. Black, Bronze or Satin Nickel.

*Additional Stem Sections can be ordered under accessories.

MOUNTING

Installs directly to a 4" octagonal ceiling box. Suitable for sloped ceilings.

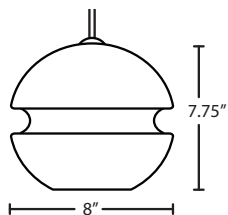
LABELS

UL or ETL Listed. Suitable for Damp Locations (interior use only).

Consult factory concerning lower wattage labeling for energy requirements.



CLEAR/BLACK (HULA8BK)



HULA8SL
CLEAR/SILVER



HULA8GD
CLEAR/GOLD



Project Information:

For ordering information, see next page

All dimensions provided are nominal.
Allowance must be made for dimensional tolerance in handcrafted glasses.

REV 5/22

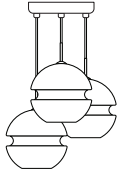


ORDERING:

CONNECTION	GLASS OPTIONS	LAMP OPTIONS	METAL FINISH	OPTIONS
Cord Fixtures	HULA8BK Clear/Black	(blank) 60W A19	BK Black	L 15' Cord
1JC 1 Lt. Dome	HULA8GD Clear/Gold	EDIL 8W LED	BR Bronze	LW Lower Wattage
1JT 1 Lt. Flat	HULA8SL Clear/Silver	Filament	SN Satin Nickel	Labeling

Stem Fixture
1TT 1 Lt. Flat

Multi light Cord Fixture
J For Multi light Canopy

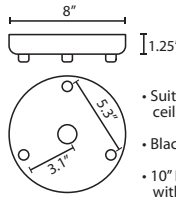


Multilight Canopies Available, see right

Ex. 1JT-HULA8BK-SN
Hula 8 Pendant, Black Shade, Satin Nickel Finish, Flat Canopy

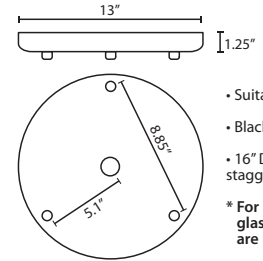
MULTIPOINT CANOPY OPTIONS FOR CORD PENDANTS

T33X 3 LIGHT ROUND CANOPY



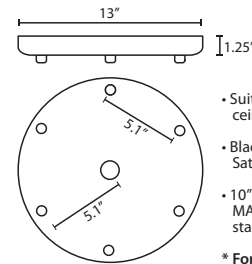
- Suitable for sloped ceilings
- Black, Bronze or Satin Nickel
- 10" Dia. shades MAX, with staggered heights
- * For larger diameter glasses, Stemhooks are required for spacing

T33XL 3 LIGHT LARGE ROUND CANOPY



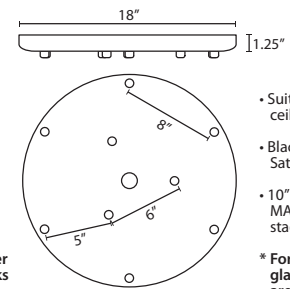
- Suitable for sloped ceilings
- Black, Bronze or Satin Nickel
- 16" Dia. shades MAX, with staggered heights
- * For larger diameter glasses, Stemhooks are required for spacing

T36X 6 LIGHT ROUND CANOPY



- Suitable for sloped ceilings
- Black, Bronze or Satin Nickel
- 10" Dia. shades MAX, with staggered heights
- * For larger diameter glasses, Stemhooks are required for spacing

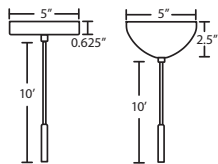
T39X 9 LIGHT ROUND CANOPY



- Suitable for sloped ceilings
- Black, Bronze or Satin Nickel
- 10" Dia. shades MAX, with staggered heights
- * For larger diameter glasses, Stemhooks are required for spacing

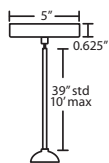
PENDANT OPTIONS:

1JT / 1JC / J CORD-HUNG PENDANT



- Flat (1JT) or Dome (1JC) Canopy styles. Dome style allows adjustment without cutting cord.
- "J" option is pendant less canopy for multipoint canopy (options to the right)
- Suitable for sloped ceilings
- Cord: 10' SVT, 5" sleeve at socketholder
- Also available in 15'
- Black, Bronze or Satin Nickel
- Cord Sleeves are available in 18" lengths

1TT STEM PENDANT



- Swivel at canopy, suitable for sloped ceilings
- Includes telescoping section plus 4 connectable stem sections, (1x 3", 1x 6", 1x 12", 1x 18"), 10' max
- Black, Bronze or Satin Nickel
- Additional Stem Sections can be ordered under Accessories

ACCESSORIES:

ADDITIONAL STEM SECTIONS:

Additional connecting stems are available to increase overall length of a Stem Pendant, up to 10' max. Telescoping adjustable section allows up to 3" movement.

T20A-SN, BK or BR	Adj. Section
T203-SN, BK or BR	3" Section
T206-SN, BK or BR	6" Section
T212-SN, BK or BR	12" Section
T218-SN, BK or BR	18" Section

LONGER CORD LENGTHS:

Longer cord length of 15' available. Add an "L" to the end of the item number, i.e. 1JC-169707-SN-L.

LOW WATTAGE LABELING:

Incandescent fixture supplied with 16 watt relamp label. Add an "LW" to the end of the item number, i.e. 1JC-169707-SN-LW.

CORD SLEEVES:

If concealing the cord is desired on a Cord-hung Pendant, order our 0.25" dia. metal sleeves. Each sleeve is 18" long and may be field cut.

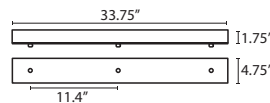
T118-BK	Black
T118-BR	Bronze
T118-SN	Satin Nickel

STEMHOOKS:

Suspension hooks allow cord drops to be placed wherever desired. Suitable for sloped ceilings or for greater multilight spacing

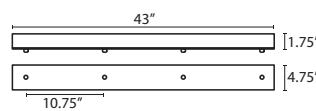
T103BK	Black
T103BR	Bronze
T103SN	Satin Nickel

T33V 3 LIGHT BAR CANOPY



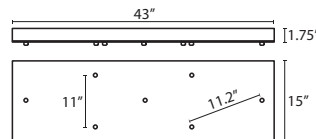
- Suitable for sloped ceilings
- Black, Bronze or Satin Nickel
- 20" Dia. shades MAX, with staggered heights
- * For larger diameter glasses, Stemhooks are required for spacing

T34V 4 LIGHT BAR CANOPY



- Suitable for sloped ceilings
- Black, Bronze or Satin Nickel
- 20" Dia. shades MAX, with staggered heights
- * For larger diameter glasses, Stemhooks are required for spacing

T37V 7 LIGHT BAR CANOPY



- Suitable for sloped ceilings
- Black, Bronze or Satin Nickel
- 20" Dia. shades MAX, with staggered heights
- * For larger diameter glasses, Stemhooks are required for spacing

HOW TO ORDER A MULTILIGHT FIXTURE

Order your canopy with the selected 120V multi light pendants (indicated by "B" or "J" prefix) for the complete fixture:

Example: 1x T33XL-SN (3 Light Large Round Canopy)

- 1x J-HULA8BK-SN (Hula 8 Pendant in Clear/Black)**
- 1x J-HULA8GD-SN (Hula 8 Pendant in Clear/Gold)**
- 1x J-HULA8SL-SN (Hula 8 Pendant in Clear/Silver)**