



# KONA

SWING ARMS WALL

location:  
**DAMP**

## SPECIFICATIONS:

### DESCRIPTION

Low Voltage swing-arm luminaire with handcrafted glass shade. Employs a Class 2 electronic low-voltage transformer and integrated full-range rotary dimmer.

### LAMPING

50W Low pressure 12V halogen GY6.35 Bi-Pin lamp, included. Suitable for use in an open fixture.

### DIFFUSER

Shade shall be handcrafted glass of various decors. Diameter of 5.5" and height of 2.5"

### CONSTRUCTION

Fixture utilizes solid brass construction, with decorative metal finish.

**1WU:** Arm rotates 155° and pivots at center, while lamp head rotates and pivots 90°. 8mm dia. tubing rotates on two-piece clamshell swivel.

**1WW:** Arm rotates 130° and raises/lowers. Lamp holder pivots. Two parallel 8mm arced tubes raise and lower on canopy pivot.

### METAL FINISH

Fixture shall be finished in Satin Nickel.

### MOUNTING

Installs directly to a 4" octagonal outlet box.

### LABELS

UL or ETL Listed. Suitable for Damp Locations (interior use only).



KONA SWING ARM SHOWN IN "WU" SUNSET (1WU-117681-SN) IN SATIN NICKEL FINISH & "WW" MARBLE (1WW-117652-SN)

117607  
WHITE

117691  
BI-COLOR



282453  
WHITE STARPOINT

282484  
BLUE STARPOINT

282490  
MANGO STARPOINT



**For ordering information, see next page**

All dimensions provided are nominal. Allowance must be made for dimensional tolerance in handcrafted glasses.

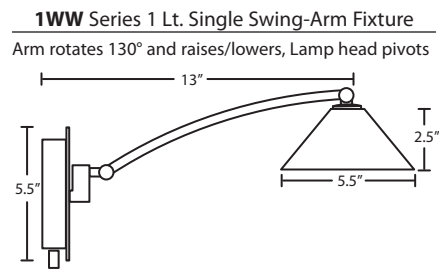
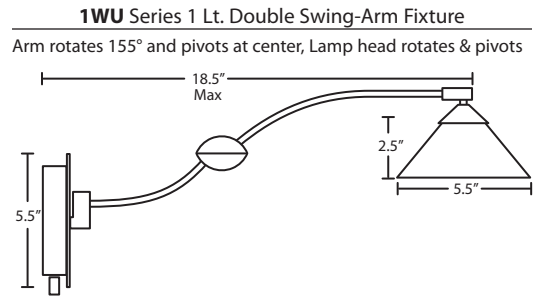
**REV 2/21**



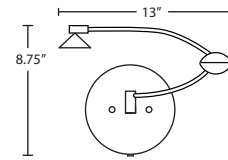
**ORDERING:**

FIXTURE	GLASS OPTIONS	METAL FINISH
1WU Swing arm	117607 White	SN Satin Nickel
1WW Swing arm	117652 Marble	
	117681 Sunset	
	117691 Bi-Color	
	282453 White Starpoint	
	282484 Blue Starpoint	
	282490 Mango Starpoint	

**Ex. 1WW-117607-SN**  
Kona Swing Arm Fixture w/ White  
Glass, Satin Nickel Finish



**1WU Extra Dimensional Information**



**Project Information:**