



NOVA 10 / 13 / 16

FLUSH MOUNT CEILING

location:
DAMP

SPECIFICATIONS:

DESCRIPTION

Flush-mounted round ceiling luminaires, featuring handcrafted glass.
Three sizes available.

LAMPING

Standard: 60W A19 120V incandescent, lamp not included. Dimmable with standard incandescent dimmer (not included).

LED: 10W Integrated source, 120V, CL dimmable, 90+ CRI, 3000°K CCT, 750 lumens, 30,000 hours, included. (For Nova 10 only)

LED: 17W Integrated source, 120V, CL dimmable, 90+ CRI, 3000°K CCT, 1200 lumens, 30,000 hours, included. (For Nova 13 only)

LED: 28W Integrated source, 120V, CL dimmable, 90+ CRI, 3000°K CCT, 2160 lumens, 30,000 hours, included. (For Nova 16 only)

DIFFUSER

Handcrafted glass diffuser is available in White, Marble or Carrera decors.

Nova 10 #9772XX 10.25" Dia. x 3.875" H

Nova 13 #9771XX: 12.5" Dia. x 4.25" H

Nova 16 #9770XX: 15.75" Dia. x 5.25" H

MOUNTING

Installs directly to a 4" octagonal outlet box, centered on fixture.
90°C supply wire required for incandescent lamping. May be wall mounted for interior use only.

LABELS

UL or ETL Listed. Suitable for Damp Locations (interior use only).



NOVA CEILING SHOWN IN CARRERA



Twist and lock bayonet glass

WHITE

MARBLE



For ordering information, see next page

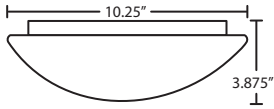
All dimensions provided are nominal.
Allowance must be made for dimensional tolerance in handcrafted glasses.

REV 12/18



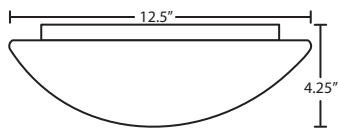
ORDERING:

Nova 10: #9772



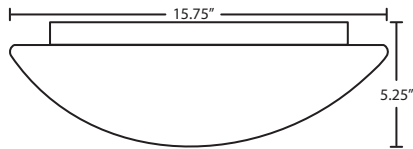
DECOR	LAMP OPTIONS	OPTIONS
977207C 10.25" Dia. White	(blank) 1x 60W A19 Incan	LW Low Wattage
977219C 10.25" Dia. Carrera	LED 10W LED,	labeling
977252C 10.25" Dia. Marble	750 lumens	

Nova 13: #9771



DECOR	LAMP OPTIONS	OPTIONS
977107C 12.5" Dia. White	(blank) 2x 60W A19 Incan	LW Low Wattage
977119C 12.5" Dia. Carrera	LED 17W LED,	labeling
977152C 12.5" Dia. Marble	1200 lumens	

Nova 16: #9770



DECOR	LAMP OPTIONS	OPTIONS
977007C 15.75" Dia. White	(blank) 3x 60W A19 Incan	LW Low Wattage
977019C 15.75" Dia. Carrera	LED 28W LED,	labeling
977052C 15.75" Dia. Marble	2160 lumens	

Ex. **977019C**
Nova 16 Ceiling w/ Carrera Glass

Project Information: