



SPIRA 10

FLUSH MOUNT



location:
DAMP

SPECIFICATIONS:

DESCRIPTION

The Spira Flush mount is a modern flush mount, composed of an interestingly toroid-shaped blown clear glass shade with radially patterned frosted stripes. The indirect LED light source's glow beautifully complements the glass design by highlighting the frosted etchings from the transparent space. Ceiling or ADA-compliant wall fixture.

LAMPING

LED: 10W LED source, 120V, 90+ CRI, 3000°K CCT, 865 lumens, 30,000 hours, included.

DIFFUSER

Handcrafted glass diffuser with frosted pattern in various decors. 9.75" Dia. x 2.25" H

CONSTRUCTION


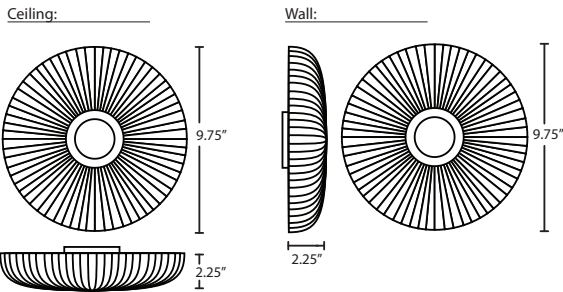
Stamped aluminum fitter in powder coated white finish.

MOUNTING

Installs directly to a 4" octagonal outlet box, centered on fixture.

LABELS

UL or ETL Listed. Suitable for Damp Locations (interior use only).



*Can be used as ADA-compliant wall sconce as shown above

Project Information:



All dimensions provided are nominal. Allowance must be made for dimensional tolerance in handcrafted glasses.



CLEAR (SPIRA10CLC)

SPIRA10BLC
CORAL BLUE

SPIRA10SMC
SMOKE



ORDERING:

FIXTURE	LAMP OPTIONS	METAL FINISH
SPIRA10BLC Coral Blue	LED 10W LED	BK Black
SPIRA10SMC Smoke		BR Bronze
SPIRA10CLC Clear		SN Satin Nickel

Ex. SPIRA10CLC-LED-BK
Spira Flush Mount, Clear Shade,
White Finish

REV 3/22